

Skilled) - 5300

Laborers (Unskilled) - 5400

Service Workers - 5500

Total

0	0	0	0	0	0	0	0
0	0	0	0	0	0	0	0
0	0	0	0	0	1	0	1

Major Job Category /
Job Code /
Joint Employee

African
American
Males

Hispanic
Males

Native
American
Males

Asian/Pacific
Males

White,
Non-Hispanic
Males

More Than
One Race
Males

Total

Officials - 1000

0	0	0	0	0	0	0	0
---	---	---	---	---	---	---	---

Managers - 2000

0	0	0	0	1	0	1
---	---	---	---	---	---	---

Professionals - 3000

1	0	0	0	3	0	4
---	---	---	---	---	---	---

Technicians - 4000

0	0	0	0	1	0	1
---	---	---	---	---	---	---

Sales Workers - 4500

0	0	0	0	0	0	0
---	---	---	---	---	---	---

Office and Clerical - 5100

0	0	0	0	0	0	0
---	---	---	---	---	---	---

Craftspersons (Skilled) - 5200

0	0	0	0	0	0	0
---	---	---	---	---	---	---

Operatives (Semi-Skilled) - 5300

0	0	0	0	0	0	0
---	---	---	---	---	---	---

Laborers (Unskilled) - 5400

0	0	0	0	0	0	0
---	---	---	---	---	---	---

Service Workers - 5500

0	0	0	0	0	0	0
---	---	---	---	---	---	---

Total

1	0	0	0	5	0	6
---	---	---	---	---	---	---

Major Job Category /
Job Code /
Joint Employee

Persons with Disabilities

Officials - 1000

0

Managers - 2000

0

Professionals - 3000

0


Technicians - 4000

0

Sales Workers - 4500	<input type="text" value="0"/>
Office and Clerical - 5100	<input type="text" value="0"/>
Craftspersons (Skilled) - 5200	<input type="text" value="0"/>
Operatives (Semi-Skilled) - 5300	<input type="text" value="0"/>
Laborers (Unskilled) - 5400	<input type="text" value="0"/>
Service Workers - 5500	<input type="text" value="0"/>
Total	<input type="text" value="0"/>

Please enter the gender and ethnicity of each person with disabilities listed above (e.g. 1 African American female).

1.2 Major Programming Decision Makers

Jump to question 1.2 

Please report by gender and ethnic or racial group the headcount of full-time employees having responsibility for making major programming decisions. Include the station general manager if appropriate. Major programming decisions include decisions about program acquisition and production, program development, on-air program scheduling, etc. This item should result in a double-counting of some full-time employees; employees having the responsibility for making major programming decisions should be included in the counts for this item and again, by job category above, in the full-time employee Question 1.1.

Of the full-time employees reported in Question 1.1, how many, including the station general manager, have responsibility for making major programming decisions?

	African American	Hispanic	Native American	Asian/Pacific	White, Non-Hispanic	More Than One Race	Total
Female Major Programming Decision Makers	<input type="text" value="0"/>	<input type="text" value="0"/>	<input type="text" value="0"/>	<input type="text" value="0"/>	<input type="text" value="1"/>	<input type="text" value="0"/>	<input type="text" value="1"/>
Male Major Programming Decision	<input type="text" value="0"/>	<input type="text" value="0"/>	<input type="text" value="0"/>	<input type="text" value="0"/>	<input type="text" value="2"/>	<input type="text" value="0"/>	<input type="text" value="2"/>


Technicians - 4000	<input type="text" value="0"/>	<input type="text" value="0"/>	<input type="text" value="0"/>	<input type="text" value="0"/>	<input type="text" value="0"/>	<input type="text" value="0"/>	<input type="text" value="0"/>
Sales Workers - 4500	<input type="text" value="0"/>	<input type="text" value="0"/>	<input type="text" value="0"/>	<input type="text" value="0"/>	<input type="text" value="0"/>	<input type="text" value="0"/>	<input type="text" value="0"/>
Office and Clerical - 5100	<input type="text" value="0"/>	<input type="text" value="0"/>	<input type="text" value="0"/>	<input type="text" value="0"/>	<input type="text" value="0"/>	<input type="text" value="0"/>	<input type="text" value="0"/>
Craftspersons (Skilled) - 5200	<input type="text" value="0"/>	<input type="text" value="0"/>	<input type="text" value="0"/>	<input type="text" value="0"/>	<input type="text" value="0"/>	<input type="text" value="0"/>	<input type="text" value="0"/>
Operatives (Semi-skilled) - 5300	<input type="text" value="0"/>	<input type="text" value="0"/>	<input type="text" value="0"/>	<input type="text" value="0"/>	<input type="text" value="0"/>	<input type="text" value="0"/>	<input type="text" value="0"/>
Laborers (Unskilled) - 5400	<input type="text" value="0"/>	<input type="text" value="0"/>	<input type="text" value="0"/>	<input type="text" value="0"/>	<input type="text" value="0"/>	<input type="text" value="0"/>	<input type="text" value="0"/>
Service Workers - 5500	<input type="text" value="0"/>	<input type="text" value="0"/>	<input type="text" value="0"/>	<input type="text" value="0"/>	<input type="text" value="0"/>	<input type="text" value="0"/>	<input type="text" value="0"/>
Total	<input type="text" value="0"/>	<input type="text" value="0"/>	<input type="text" value="0"/>	<input type="text" value="0"/>	<input type="text" value="0"/>	<input type="text" value="0"/>	<input type="text" value="0"/>

Major Job Category / Job Code

Persons with Disabilities

Officials - 1000	<input type="text" value="0"/>
Managers - 2000	<input type="text" value="0"/>
Professionals - 3000	<input type="text" value="0"/>
Technicians - 4000	<input type="text" value="0"/>
Sales Workers - 4500	<input type="text" value="0"/>
Office and Clerical - 5100	<input type="text" value="0"/>
Craftspersons (Skilled) - 5200	<input type="text" value="0"/>
Operatives (Semi-skilled) - 5300	<input type="text" value="0"/>
Laborers (Unskilled) - 5400	<input type="text" value="0"/>
Service Workers - 5500	<input type="text" value="0"/>
Total	<input type="text" value="0"/>

1.4 Part-Time Employment

Jump to question 1.4 

Of all the part-time employees listed in Question 1.3, how many worked less than 15 hours per week and how many

worked 15 or more hours per week, but not full time?

Number working less than 15 hours per week

Number working 15 or more hours per week

1.5 Full-Time Hiring

Jump to question 1.5 ↻

Enter the number of full-time employees in each category hired during the fiscal year.
(Do not include internal promotions, but do include employees who changed from part-time to full-time status during the fiscal year.)

No full-time employees were hired (check here if applicable)

Major Job Category / Job Code	Minority Female	Non-Minority Female	Minority Male	Non-Minority Male	Total
Officials - 1000	<input type="text"/>	<input type="text"/>	<input type="text"/>	<input type="text"/>	<input type="text" value="0"/>
Managers - 2000	<input type="text"/>	<input type="text"/>	<input type="text"/>	<input type="text"/>	<input type="text" value="0"/>
Professionals - 3000	<input type="text"/>	<input type="text"/>	<input type="text"/>	<input type="text"/>	<input type="text" value="0"/>
Technicians - 4000	<input type="text"/>	<input type="text"/>	<input type="text"/>	<input type="text"/>	<input type="text" value="0"/>
Sales Workers - 4500	<input type="text"/>	<input type="text"/>	<input type="text"/>	<input type="text"/>	<input type="text" value="0"/>
Office / Service Workers - 5100-5500	<input type="text"/>	<input type="text"/>	<input type="text"/>	<input type="text"/>	<input type="text" value="0"/>
Total	<input type="text" value="0"/>	<input type="text" value="0"/>	<input type="text" value="0"/>	<input type="text" value="0"/>	<input type="text" value="0"/>

1.6 Full-Time and Part-Time Job Openings

Jump to question 1.6 ↻

Enter the total number of full-time and part-time openings that occurred during the fiscal year. Include both vacancies in previously filled positions and newly created positions. Include all positions that became available during the fiscal year, regardless of whether they were filled during the year. If a job opening was filled during the year, include it regardless of whether it was filled by an internal or an external candidate. Do not include as job openings any positions created through the promotion of an employee who stays in essentially the same job but has a different title (i.e. where there was no vacancy or newly created position to be filled). If no full-time or part-time job openings occurred, please enter zero.

Number of full-time and part-time job openings

1.7 Hiring Contractors

Jump to question 1.7 ↻

During the fiscal year, did you hire independent contractors to provide any of the following services?

Check all that apply

Underwriting solicitation related activities

Direct Mail

Telemarketing

Other development activities

Legal services

Human Resource services

Accounting/Payroll

Computer operations

Website design

Website content

Broadcasting engineering

Engineering

Program director activities

None of the above

Have you completed this Section? Yes No



Cancel



MARK SMITH

[Financial Reporting](#)

[Legal Forms](#)

[Grant Payments](#)

[Grantee Profile](#)

[SAS-Radio](#) \ 2. Average Salary

Current Grantee View:
KASU-FM

Change Grantee: [Change Grantee](#)

Average Salary

[This Page](#) [Entire Survey](#)

Change Section: [2. Average Salary](#)

Show all data for: [2020](#)

[Instruction Guide](#)

2.1 Corporate Management

Jump to question: [2.1](#)

	# of Employees	Avg. Annual Salary	Average Tenure
Chief Executive Officer	<input type="text" value="1.00"/>	\$ <input type="text" value="47,380"/>	<input type="text" value="2"/>
Chief Executive Officer - Joint	<input type="text"/>	\$ <input type="text"/>	<input type="text"/>
Chief Operations Officer	<input type="text"/>	\$ <input type="text"/>	<input type="text"/>
Chief Operations Officer - Joint	<input type="text"/>	\$ <input type="text"/>	<input type="text"/>
Chief Financial Officer	<input type="text"/>	\$ <input type="text"/>	<input type="text"/>
Chief Financial Officer - Joint	<input type="text"/>	\$ <input type="text"/>	<input type="text"/>
Chief Digital Media Operations	<input type="text"/>	\$ <input type="text"/>	<input type="text"/>
Chief Digital Media Operations - Joint	<input type="text"/>	\$ <input type="text"/>	<input type="text"/>

Please list the Other Job titles in this sub-category not listed above

2.2 Communication and Promotions

Jump to question 2.2

<u>Publicity, Program Promotion Chief</u>	<input type="text"/>	\$ <input type="text" value="0"/>	<input type="text" value="0"/>
Publicity, Program Promotion Chief - Joint	<input type="text"/>	\$ <input type="text"/>	<input type="text"/>
<u>Communication and Public Relations, Chief</u>	<input type="text"/>	\$ <input type="text" value="0"/>	<input type="text" value="0"/>
Communication and Public Relations, Chief - Joint	<input type="text"/>	\$ <input type="text"/>	<input type="text"/>

Please list the Other Job titles in this sub-category not listed above


2.3 Programming and Productions

Jump to question 2.3

<u>Programming Director</u>	<input type="text" value="1.00"/>	\$ <input type="text" value="40,806"/>	<input type="text" value="28"/>
Programming Director - Joint	<input type="text"/>	\$ <input type="text"/>	<input type="text"/>
<u>Production, Chief</u>	<input type="text" value="1.00"/>	\$ <input type="text" value="32,037"/>	<input type="text" value="1"/>
Production, Chief - Joint	<input type="text"/>	\$ <input type="text"/>	<input type="text"/>
<u>Executive Producer</u>	<input type="text"/>	\$ <input type="text" value="0"/>	<input type="text" value="0"/>
Executive Producer - Joint	<input type="text"/>	\$ <input type="text"/>	<input type="text"/>
<u>Producer</u>	<input type="text"/>	\$ <input type="text" value="0"/>	<input type="text" value="0"/>
Producer - Joint	<input type="text"/>	\$ <input type="text"/>	<input type="text"/>

Please list the Other Job titles in this sub-category not listed above

2.4 Development and Fundraising

Jump to question 2.4 

Development, Chief

\$

Development, Chief - Joint

\$

Member Services, Chief

\$

Member Services, Chief - Joint

\$

Membership Fundraising, Chief

\$

Membership Fundraising, Chief - Joint

\$

Major Giving Fundraising Chief

\$

Major Giving Fundraising Chief - Joint

\$

On-Air Fundraising, Chief

\$

On-Air Fundraising, Chief - Joint

\$

Auction Fundraising, Chief

\$

Auction Fundraising, Chief - Joint

\$

Please list the Other Job titles in this sub-category not listed above

2.5 Underwriting and Grant Solicitation

Jump to question 2.5

<u>Underwriting, Chief</u>	1.00	\$ 38,874	8
Underwriting, Chief - Joint		\$	
<u>Corporate Underwriting, Chief</u>		\$	
Corporate Underwriting, Chief - Joint		\$	
<u>Foundation Underwriting, Chief</u>		\$	
Foundation Underwriting, Chief - Joint		\$	
<u>Government Grants Solicitation, Chief</u>		\$ 0	
Government Grants Solicitation, Chief - Joint		\$	

Please list the Other Job titles in this sub-category not listed above

2.6 Broadcast Engineering and Information Technology

Jump to question 2.6

<u>Operations and Engineering, Chief</u>	1.00	\$ 52,668	3
Operations and Engineering, Chief - Joint		\$	
<u>Engineering Chief</u>		\$	
Engineering Chief - Joint		\$	
<u>Broadcast Engineer 1</u>		\$	
Broadcast Engineer 1 - Joint		\$	
<u>Production Engineer</u>		\$ 0	0
Production Engineer - Joint		\$	

<u>Facilities, Satellite and Tower Maintenance, Chief</u>		\$	
<u>Facilities, Satellite and Tower Maintenance, Chief - Joint</u>		\$	
<u>Technical Operations, Chief</u>		\$	
<u>Technical Operations, Chief - Joint</u>		\$	
<u>Information Technology, Director</u>		\$	
<u>Information Technology, Director - Joint</u>		\$	
<u>Web Administrator/Web Master</u>		\$	
<u>Web Administrator/Web Master - Joint</u>		\$	

Please list the Other Job titles in this sub-category not listed above

2.7 Journalists, Announcers, Broadcast and Traffic


Jump to question 2.7

<u>News / Current Affairs Director</u>	1.00	\$	35,394	9
<u>News / Current Affairs Director - Joint</u>		\$		
<u>Music Director</u>		\$		
<u>Music Librarian/Programmer</u>		\$		
<u>Announcer / On-Air Talent</u>	1.00	\$	26,089	5
<u>Announcer / On-Air Talent - Joint</u>		\$		
<u>Reporter</u>		\$		
<u>Reporter - Joint</u>		\$		
<u>Public Information Assistant</u>		\$		

Public Information Assistant - Joint	<input type="text"/>	\$ <input type="text"/>	<input type="text"/>
Broadcast Supervisor	<input type="text"/>	\$ <input type="text"/>	<input type="text"/>
Broadcast Supervisor - Joint	<input type="text"/>	\$ <input type="text"/>	<input type="text"/>
Director of Continuity / Traffic	<input type="text"/>	\$ <input type="text"/>	<input type="text"/>
Director of Continuity / Traffic - Joint	<input type="text"/>	\$ <input type="text"/>	<input type="text"/>

Please list the Other Job titles in this sub-category not listed above

2.8 Education and Community Engagement

Jump to question 2.8 

Education, Chief	<input type="text"/>	\$ <input type="text"/>	<input type="text"/>
Education, Chief - Joint	<input type="text"/>	\$ <input type="text"/>	<input type="text"/>
Volunteer Coordinator	<input type="text"/>	\$ <input type="text"/>	<input type="text"/>
Volunteer Coordinator - Joint	<input type="text"/>	\$ <input type="text"/>	<input type="text"/>
Events Coordinator	<input type="text"/>	\$ <input type="text"/>	<input type="text"/>
Events Coordinator - Joint	<input type="text"/>	\$ <input type="text"/>	<input type="text"/>
Section 2. Average Salary Totals	<input type="text" value="7.00"/>	\$ <input type="text" value="273,248"/>	<input type="text" value="56"/>

Please list the Other Job titles in this sub-category not listed above

MARK SMITH

[Financial Reporting](#)


[Legal Forms](#)

[Grant Payments](#)


[Grantee Profile](#)


[SAS-Radio](#) \ 3. Governing Board

Current Grantee View:
KASU-FM

Change Grantee: [Change Grantee](#) 

Governing Board


Change Section: [3. Governing Board](#) 

Show all data for: [2020](#) 

[This Page](#) [Entire Survey](#)

[Instruction Guide](#)

3.1 Governing Board Method of Selection

Jump to question: [3.1](#) 

Enter the number of governing board members (including the chairperson and both voting and non-voting ex-officio members) who are selected by the following methods:

Ex-Officio (Automatic membership because of another office held)

Appointed by government legislative body (including school board) or other government official (e.g. governor)


Elected by community/membership

Other (please specify below)

Elected by board of directors itself (self-perpetuating body)

Total number of board members (Automatic total of the above)

3.2 Governing Board Members

Jump to question: **3.2** 

Please report the racial or ethnic group of the members of your governing board by gender. Please also report the number of governing board members with a disability.

For minority group identification, please refer to "Instructions and Definitions" in the Employment subsection.

	African American	Hispanic	Native American	Asian / Pacific	White, Non-Hispanic	More Than One Race	Total
Female Board Members	<input type="text" value="0"/>	<input type="text" value="0"/>	<input type="text" value="0"/>	<input type="text" value="0"/>	<input type="text" value="2"/>	<input type="text" value="0"/>	<input type="text" value="2"/>
Male Board Members	<input type="text" value="0"/>	<input type="text" value="0"/>	<input type="text" value="0"/>	<input type="text" value="0"/>	<input type="text" value="3"/>	<input type="text" value="0"/>	<input type="text" value="3"/>
Total	<input type="text" value="0"/>	<input type="text" value="0"/>	<input type="text" value="0"/>	<input type="text" value="0"/>	<input type="text" value="5"/>	<input type="text" value="0"/>	<input type="text" value="5"/>

Number of Vacant Positions

Total Number of Board Members (Total should equal the total reported in Question 3.1.)

Number of Board Members with disabilities

Have you completed this Section? Yes No



MARK SMITH

[Financial Reporting](#)

[Legal Forms](#)

[Grant Payments](#)

[Grantee Profile](#)

[SAS-Radio](#) \ 4. Community Outreach Activities

Current Grantee View:
KASU-FM

Change Grantee: [Change Grantee](#) 

Community Outreach Activities


[This Page](#) [Entire Survey](#)

Change Section: [4. Community Outreach Activities](#) 

Show all data for: [2020](#) 

[Instruction Guide](#)

4.1 Community Outreach Activities

Jump to question: [4.1](#) 

Did the grant recipient engage in any of the following community outreach services, and, if so, did the outreach activity have a specific, formal component designed to be of special service to either the educational community or minority and/or other diverse audiences?

	Yes/No
Produce public service announcements?	Yes
Did the public service announcements have a specific, formal component designed to be of special service to the educational community?	Yes
Did the public service announcements have a specific, formal component designed to be of special service to the minority community and/or diverse audiences?	Yes
Broadcast community activities information (e.g., community bulletin board, series highlighting local nonprofit agencies)?	Yes
Did the community activities information broadcast have a specific, formal component designed to be of special service to the educational community?	Yes
Did the community activities information broadcast have a specific, formal component designed to be of special service to the minority community and/or diverse audiences?	Yes
Produce/distribute informational materials based on local or national programming?	Yes
Did the informational programming materials have a specific, formal component designed to be of special service to the educational community?	No
Did the informational programming materials have a specific, formal component designed to be of special service to the minority community and/or diverse audiences?	No

Host community events (e.g. benefit concerts, neighborhood festivals)?	Yes
Did the community events have a specific, formal component designed to be of special service to the educational community?	No
Did the community events have a specific, formal component designed to be of special service to the minority community and/or diverse audiences?	Yes
Provide locally created content for your own or another community-based computer network/web site?	Yes
Did the locally created web content have a specific, formal component designed to be of special service to the educational community?	No
Did the locally created web content have a specific, formal component designed to be of special service to the minority community and/or diverse audiences?	No
Partner with other community agencies or organizations (e.g., local commercial TV station, Red Cross, Urban League, school district)?	Yes
Did the partnership have a specific, formal component designed to be of special service to the educational community?	Yes
Did the partnership have a specific, formal component designed to be of special service to the minority community and/or diverse audiences?	Yes

Have you completed this Section? Yes No



Cancel



MARK SMITH

[Financial Reporting](#)

[Legal Forms](#)

[Grant Payments](#)

[Grantee Profile](#)

[SAS-Radio](#) \ 5. Radio Programming and Production

Current Grantee View:
KASU-FM

Change Grantee: [Change Grantee](#)

Radio Programming and Production

[This Page](#) [Entire Survey](#)

Change Section: [5. Radio Programming and Production](#)

[Instruction Guide](#)

Show all data for: [2020](#)

5.1 Radio Programming and Production

Jump to question [5.1](#)

Instructions and Definitions:

About how many original hours of station program production in each of the following categories did the grant recipient complete this year?
(For purposes of this survey, programming intended for national distribution is defined as all programming distributed or offered for distribution to at least one station outside the grant recipients local market.)

For National Distribution For Local Distribution/All Other Total

Music (announcer in studio playing principally a sequence of musical recording)	<input type="text" value=""/>	<input type="text" value="1,742"/>	<input type="text" value="1,742"/>
---	-------------------------------	------------------------------------	------------------------------------

Arts and Cultural (includes live or narrated performances, interviews, and discussions, in the form of extended coverage and broadcast time devote to artistic and/or cultural subject matter)	<input type="text" value="0"/>	<input type="text" value="120"/>	<input type="text" value="120"/>
--	--------------------------------	----------------------------------	----------------------------------

News and Public Affairs (includes regular coverage of news events, such as that produced by a newsroom, and public issues-driven listener participation, interview and discussion programs)	<input type="text" value="0"/>	<input type="text" value="104"/>	<input type="text" value="104"/>
---	--------------------------------	----------------------------------	----------------------------------

Documentary (includes highly produced longform stand alone or series of programs, principally devoted to in-depth investigation, exploration, or examination of a single or related multiple subject matter)	<input type="text" value="0"/>	<input type="text" value="0"/>	<input type="text" value="0"/>
--	--------------------------------	--------------------------------	--------------------------------

All Other (incl. sports and religious — Do NOT

include fundraising)

0

0

0

Total

0

1,966

1,966

Out of all these hours of station production during the year for about how many was a minority ethnic or racial group member in principal charge of the production? (Minority ethnic or racial groups refer to: African-American, Hispanic, Native American and Asian American/Pacific Islander.)

Approx Number of Original Program Hours

130

Have you completed this Section? Yes No



Cancel



[Financial Reporting](#)

[Legal Forms](#)

[Grant Payments](#)

[Grantee Profile](#)

[SAS-Radio](#) \ 7. Journalists

Current Grantee View:
KASU-FM

Change Grantee: [Change Grantee](#)

Journalists

[This Page](#) [Entire Survey](#)

Change Section: [7. Journalists](#)

[Instruction Guide](#)

Show all data for: [2020](#)

7.1 Journalists

[Jump to a section](#) [7.1](#)

This section builds on the Census of Journalists conducted by CPB in the summer of 2010. These positions are the primary professional full-time, part-time or contract contributors to local journalism at your organization. The individuals in these positions will have had training in the standards and practices of fact-based news origination, verification, production and presentation. These are generally accepted titles for these positions but may not match position descriptions at your organization exactly. Please do your best to account for each professional journalist in your organization. Please do not count student or volunteer journalists.

Job Title	Full Time	Part Time	Contract	Male	Female	African-American	Hispanic	Native-American	Asian/Pacific	White, Non-Hispanic	More Than One Race	Other
News Director	1	0	0	1	0	0	0	0	0	1	0	0
Assistant News Director	0	0	0	0	0	0	0	0	0	0	0	0
Managing Editor	0	0	0	0	0	0	0	0	0	0	0	0
Senior Editor	0	0	0	0	0	0	0	0	0	0	0	0
Editor	0	0	0	0	0	0	0	0	0	0	0	0
Executive Producer	0	0	0	0	0	0	0	0	0	0	0	0
Senior Producer	0	0	0	0	0	0	0	0	0	0	0	0
Producer	0	0	0	0	0	0	0	0	0	0	0	0
Associate Producer	0	0	0	0	0	0	0	0	0	0	0	0
Reporter/Producer	0	0	0	0	0	0	0	0	0	0	0	0
Host/Reporter	1	0	0	1	0	1	0	0	0	0	0	0
Reporter	0	0	0	0	0	0	0	0	0	0	0	0
Beat Reporter	0	0	0	0	0	0	0	0	0	0	0	0
Anchor/Reporter	0	0	0	0	0	0	0	0	0	0	0	0
Anchor/Host	0	0	0	0	0	0	0	0	0	0	0	0
Videographer	0	0	0	0	0	0	0	0	0	0	0	0
Video Editor	0	0	0	0	0	0	0	0	0	0	0	0

Other positions

not already accounted for	0	0	0	0	0	0	0	0	0	0	0	0
Total	2	0	0	2	0	1	0	0	0	1	0	0

Have you completed this section? Yes No



Cancel

