City of Miami Forever Bond Citizens' Oversight Board Workshop Meeting

Agenda – May 19, 2026

May 19, 2026 – 6:00 P.M.
Miami City Hall
3500 Pan American Drive
Miami, Florida 33133

- APPROVAL OF January 26, 2026, MEETING MINUTES

- OLD BUSINESS:
  - a.) Updates on previously requested items.
  - b.) Public Comments

- NEW BUSINESS:
  - a.) Overall – Status and Expenditures Report
  - b.) Selected Public Safety and Roadways Projects Status Update
  - c.) Selected SLRFP Projects Status Update
  - d.) Selected Parks Projects - Status Update
  - e.) Selected Housing Projects Status Update
  - f.) Board Open Agenda
  - g.) Communications & Engagement

- ADDITIONAL ITEMS
  - Upcoming Meeting Dates

- ADJOURNMENT



MIAMI FOREVER
GENERAL OBLIGATION BOND

Miami Forever Bond Citizens' Oversight Board

May 19th, 2026

Oversight Meeting

May 19th, 2026

6:00 PM – 8:00 PM

Agenda

1. Approval of the January 26th, Meeting Minutes
2. Old Business
   a) Updates on previously requested items.
   b) Public Comments
3. New Business
   a) Overall – Status & Expenditures Report
   b) Selected Public Safety and Roadways Projects
   c) Selected SLRFP Projects Updates
   d) Selected Parks Projects Updates
   e) Selected Housing Projects Updates
   f) Board Open Agenda
   g) Communications and Engagements
4. Additional Items
   a.) Upcoming Meeting Dates



Old Business

Updates on previously requested items

- *Parks & Sea-Level Rise active project expense projections w/ actuals through April 2026 to be presented.*
- *Jose Marti Design Overview*
- *Clarification on Douglas Park Project Status*
- *Groundbreaking/Ribbon Cutting Updates for Curtis Park, Grapeland Heights, and Armbrister Park*
- *Cost per Unit Details for Affordable Housing Project (Grand Bahamas)*

Public Comments

Overall Status and Expenditure Reports

Review-Guiding Themes & Funding Categories

Five Guiding Themes are developed by the Task Force to create a stronger, ***more resilient and innovative future*** for Miami by assessing ***city-wide requirements*** and ***citizen input***, orchestrating a ***deliberate and objective project selection process***, and ***optimizing all available resources***

GUIDING THEMES	FUNDING CATEGORIES	BOND TOTAL	ALLOCATED DEBT PROCEEDS (2024A, 2024B, & 2024C, excluding cost of issuance)
	SEA-LEVEL RISE & FLOOD PREVENTION	$192M	$187,998,065.00
	PARKS & CULTURAL FACILITIES	$78M	$76,034,227.00
	PUBLIC SAFETY	$7M	$1,270,000.00* *$5,590,000.00 Pending Issuance*
	ROADWAYS	$23M	$7,590,182.00* *$14,949,000.00 Pending Issuance*
		TOTAL PROJECT FUNDS ISSUED	$272,892,474.00
	AFFORDABLE HOUSING	$100M	$92,784,105.00 **(ALLOCATED BY OFFICIAL INTENT) PENDING ISSUANCE**

MIAMI FOREVER
GENERAL OBLIGATION BOND

Miami Forever Bond Expenditures Status Summary

TOTAL ACTUAL EXPENDITURES (AS OF 05/04/2026)

Category	MFB Funding
Housing	$47,141,305.73
Parks	$30,305,669.83
Public Safety	$341,119.86
Roadways	$6,865,269.26
SLR&FP	$36,143,544.63
Grand Total	**$120,796,909.31**

% Change of Total Actual MFB Expenditures since last Oversight Bond Board Meeting (Expense Data*January 12, 2026) = ~7.76% or ~$8,697,830.02

% ACTUAL EXPENSES OVERALL BOND

Category	Total MFB Funding	Total MFB Award Spent	Percent Spent
Housing	$100,000,000.00	$47,141,305.73	**47.04%**
Parks	$78,000,000.00	$30,305,669.83	**38.85%**
Public Safety	$7,000,000.00	$341,119.86	**4.87%**
Roads	$23,000,000.00	$6,865,269.26	**29.85%**
SLR&FP	$192,000,000.00	$36,143,544.63	**18.82%**
Grand Total	**$400,000,000.00**	**$120,796,909.31**	**30.20%**

% ACTUAL EXPENSES OVER TOTAL ALLOCATED (OFFICIAL INTENTS)

Categories	Total Allocated	Total MFB Award Spent + MFB Encumbrances (Committed)	Percent Spent/Enc
Housing	*(By intent) $92,784,105.00	$47,387,499.80	**51.07%**
Parks	$76,183,670.79	$53,625,813.38	**70.39%**
Public Safety	*(Issued & By intent) $6,860,000.00	$1,260,485.65	**18.37%**
Roads	*(Issued & By intent) $21,815,182.00	$6,865,269.25	**31.47%**
SLR&FP	$188,722,064.74	$99,767,624.47	**52.86%**
Grand Total	**$386,365,022.50**	**$208,906,692.56**	**54.07%**

MIAMI FOREVER
GENERAL OBLIGATION BOND

Expenditure Projections for Remaining MFB Projects

HOW TO READ THE PROJECTIONS WORKSHEET

Format

- Expenditure projections are shown by project and funding source.
- Project details from the "Master Project List" are included for reference
- Month-to-Month projections starting January 2026

Color Key

- Orange Denotes the current anticipated month that 85% of the project bond funding is expended.
- Blue Denotes 3 Years from issuance.
- Green Denotes 5 Years from issuance.

MFB Funds 85% Spent

3 Years from Issuance

5 Years from Issuance

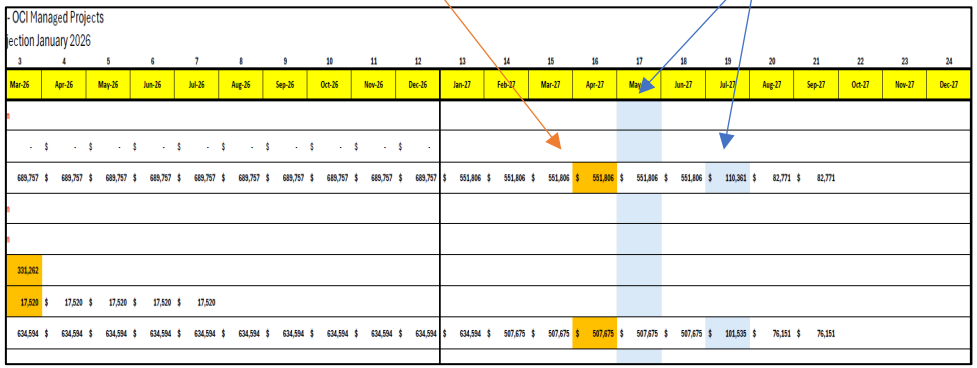

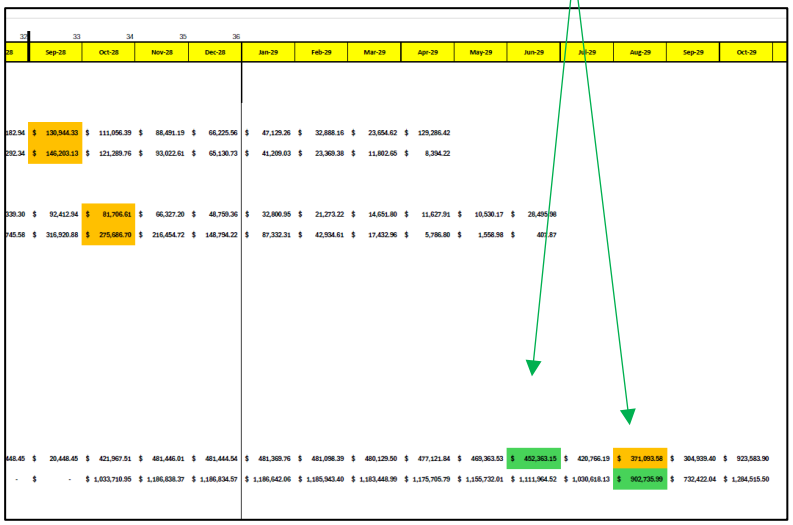

MIAMI FOREVER
GENERAL OBLIGATION BOND

Selected Public Safety & Roadway Projects Status Updates

MIAMI FOREVER
GENERAL OBLIGATION BOND

Selected Public Safety/Roadways Projects Status Updates

Project Number	Projects Name	Current Status
40-B193207	Fire Facilities Resiliency Project (FS10) - Design & Construction	OCI Update: Dry/Run Permitting
40-B183603	Miami River Greenway Curtis Park East	RPW Update: Bidding
40-B233601	Miami River Greenway - NW N River Dr from NW 22 Ave to NW 19 Ave	RPW Update: Design
40-B233805	Edgewater Flood Improvements Phase I - NE 4 Ave to Biscayne Bay, NE 22 St to NE 24 St (Pump Station)	RPW Update: Pre-Construction
40-B173619	SW 15 Road from SW 3 Avenue and SW 11 Street	RPW Update: Planning
40-B173613	South Golden Pines No Outlet Streets Improvements	RPW Update: Design
40-B50906	NE 3 Avenue from NE 54 Street to NE 58 Terrace	RPW Update: Permitting
PRC-94	District 5 Roadway Improvement Project	RPW Update: Planning

MIAMI FOREVER
GENERAL OBLIGATION BOND

Selected Sea-Level Rise Projects Status Updates

MIAMI FOREVER
GENERAL OBLIGATION BOND

Updates on previously requested items - SLRFP

Draw Down-Projection

Projections have been completed for Sea-Level Rise and Flood Prevention MFB projects, as summarized:

The following projects are expected to be 85% completed between the 3-year and 5-year temporary period timeline:

- *40-B233815 – Allapattah Flood Improvements*
- *40-B233816 – Melrose Flood Improvements Phase I*
- *40-B183611 – NW 17th Street from NW 27 to NW 32 Ave.*
- *40-B193802 - Brickell Bay Drive Seawall, Drainage and Road Improvements*
- *40-B233805 - Edgewater Flood Improvements*
- *40-233810 – Replacement of 8 Seawalls in Edgewater between NE 22 St. and 35 St.*
- *40-B223802 – Auburndale Flood Mitigation*
- *40-B223801 - East Flagami Flood Mitigation (Pump Station)*
- *40-B173613 - South Golden Pines No Outlet Streets Improvements*
- *40-B243600 - Tamiami Blvd Roadway Drainage Improvements*
- *40-B233817 – Clemente Park Neighborhood Flood Improvements*
- *40-B233803 – Shorecrest South Flood Improvements*
- *40-B233821 – Mary Brickell Village Drainage Improvements*

The following projects have projected expenditure/timelines which currently exceed the extended 5-year expenditure timeline:

- *40-B233804 – East Little Havana Flood Improvements*
- *40-B233814 – SW Wynwood Flood Improvements*

Selected SLRFP Projects Status Updates

Project Number	Projects Name	Current Status
40-B233815	Allapattah Flood Improvements - NW 7 Ave to 14 Ave and NW 23 St to 31 St	RPW Update: Design-Bid-Build. The project is under design; permit set submitted to permitting agencies. Budget shortfall to complete the original scope. CONCERN: Needs MFB time extension.
40-B233816	Melrose Flood Improvements Phase I - NW 23 Ave to NW 19 Ave, NW 34 St NW 30 St (Pump Station)	RPW Update: Design-Bid-Build. The project is under design, 60% plans submitted and are under review. Budget shortfall to complete the original scope. CONCERN: Needs MFB time extension.
40-B183611A	NW 17 Street from NW 32 to NW 37 Avenue	RPW Update: Design-Bid-Build. Began construction phase in May 2026
40-B233809	Brickell and Coconut Grove Seawalls between SE 25th Rd to Matheson Ave. and Biscayne Bay - D2	RPW Update: (Federal Grant by 6/2026). Bidding completed. Contractor was selected. Award and contract in process. Costs were higher than estimated. Sent Resolution for commission approval to execute contract. CONCERN: May not be enough time to process and recover all Grant funds.
40-B233811	Replacement of Seawalls Morningside between NE 55 Terr, NE 65 St and Biscayne Bay - D2	RPW Update: (Federal Grant by 6/2026). Bidding completed. Contractor was selected. Award and contract in process. Costs were higher than estimated. Sent Resolution for commission approval to execute contract. CONCERN: May not be enough time to process and recover all Grant funds.
40-B233812	Replacement of Seawalls Shorecrest between NE 84 St and Ademar Canal; NE Bayshore Dr. and Davis Canal - D5	RPW Update: (Federal Grant by 6/2026). Bidding completed. Contractor was selected. Award and contract in process. Costs were higher than estimated. Sent Resolution for commission approval to execute contract. CONCERN: May not be enough time to process and recover all Grant funds.
40-B223802	Auburndale Flood Mitigation	RPW Update: Design-Build. (Federal Grant by 9/2026) Project was divided in phases. Phase 1 Design and Construction to be completed by December 2026. Began phase 2 design in April 2026. CONCERN: Budget Shortfall for future phases to complete the original scope.

Selected SLRFP Projects Status Updates

Project Number	Projects Name	Current Status
40-B193802	Brickell Bay Drive Seawall, Drainage and Road Improvements	RPW Update: Design-Build. Awarded/In Design (State Grant). Received a recent FDEP Grant. CONCERN: Needs MFB time extension.
40-B233805	Edgewater Flood Improvements Phase I - NE 4 Ave to Biscayne Bay, NE 22 St to NE 24 St (Pump Station)	RPW Update: Design-Build. Awarded/In Design (Federal Grant by 6/2026). CONCERN: Budget Shortfall to complete the original scope. Construction activities to be expedited to recover all Grant funds.
40-B233804	East Little Havana Flood Improvements - W 12 Ave to W 17 Ave, NW 2 St to SW 6 St (Pump Station)	RPW Update: Design-Bid-Build. Design consultant Award is being processed. CONCERN: Needs MFB time extension. Budget shortfall to complete the original scope. Need to divide project in Phases.
40-B233814	SW Wynwood Flood Improvements-NW 3rd Ave to NW 5 Pl, NW 16th St. to NW 28 St Pump Station (D-5)	RPW Update: Design-Bid-Build. Design consultant still in negotiation. CONCERN: Needs MFB time extension. Budget shortfall to complete the original scope. Need to divide project in Phases.
40-B223801	East Flagami Flood Mitigation (Pump Station)	RPW Update: Design-Build. Awarded/In Design (Federal Grant by 9/2026). Construction anticipated to start by June 2026. Received a recent FDEP Grant. CONCERN: Budget shortfall to complete the original scope. Construction activities to be expedited to recover all Grant funds.
40-B233817	Clemente Park Neighborhood Flood Improvements - Miami Ave. to NW 2nd Ave. and NW 30 St. to 36 St. (D-5)	RPW Update: Design-Bid-Build. The project is under design; permit set submitted to permitting agencies. Budget shortfall to complete the original scope. CONCERN: Needs MFB time extension.
40-B193501	Little River Mini Park Phase	**RPW Update (Transferred from OCI):** Design was updated and completed by RPW. Currently hiring a contractor utilizing JOC. Under Review: Delays caused USACE permit to expire. Need to re-apply.

MIAMI FOREVER
GENERAL OBLIGATION BOND

Selected Parks Projects Status Updates

Updates on previously requested items - Parks

Draw Down-Projection

Projections have been completed for active Parks and Public Safety MFB projects. All Park and Public Safety projects are anticipated to reach final completion between the 3-year and extended 5-year timeline.

The following projects are expected to be 85% completed between the 3-year and 5-year temporary period timeline:

40-B193500 – Jose Marti Park Seawall, Riverwalk, and Kayak Launch

40-B193513 – Moore Park Gym Design and Construction

Selected Parks Projects Status Updates

Project Number	Projects Name	Current Status
40-B233505	Project X (FKA, Ruben Dario)	CONCERN (Cancelled) Funding reprogrammed.
40-B263514	*Jose Marti Park (Phase II)*	IN REVIEW (MFB) Master Plan being Finalized.
40-B263539	*Fisherman Park*	Funded. OCI/PARKS: In Planning
40-B263538	*Domino Park*	Funded. OCI/PARKS: In Planning
40-B263540	*Tibor and Sheila Park (1814 Brickell)*	Funded. PARKS: In Planning
40-B263515	*Triangle Park*	Funded. OCI/PARKS: In Planning
40-B40581	Douglas Park Community Center (D4)	CONCERN (On Hold) OCI/PARKS Update: Project rescope and funding pending. Possible Reallocation of MFB Funding
40-B203509	Athalie Range Park - New Recreation Building (D5)	CONCERN (On Hold) OCI/PARKS Update: Project funding pending.
40-B40566	Spring Garden Point Park Improvements ~~Historic Building~~ (D5)	ON-TRACK (Currently In Design) PARKS Update: In Planning Resolve: New design based on Community input

MIAMI FOREVER
GENERAL OBLIGATION BOND

Affordable Housing Projects

Affordable Housing - Miami Forever Bond Funding Allocation per District

As of April 2026

MIAMI FOREVER
GENERAL OBLIGATION BOND

	MFB Distribution Per District					
	D1	D2	D3	D4	D5	Total
Funding	$ 21,160,000	$ 14,230,000	$ 21,600,000	$ 18,930,000	$ 24,080,000	$ 100,000,000
Est. Cost of Issuance based on 2%	*$ 423,200*	*$ 284,600*	*$ 432,000*	*$ 378,600*	*$ 481,600*	*$2,000,000*
Total Funding (minus the cost of issuance)	$ 20,736,800	$ 13,945,400	$ 21,168,000	$ 18,551,400	$ 23,598,400	$ 98,000,000
Funds Remaining allocated per District	$ -	$ 2,137,740	$ 562	$ (59,447)	$ 3,137,040	$5,215,894.54

	Projects	Location	D1	D2	D3	D4	D5	Total
Group 1 Allocations (R-18-0546 02/06/2019), Ref. Allocatation R-19-0248	Vineyard Village	3372 NW 17 Ave. (Withdrawn)	$ 1,871,000					$1,871,000
	Platform 3750 - 91-180002	3750 S. Dixie Hwy.		$ 3,500,000				$3,500,000
	The Gallery at River Parc - 91-180000	NW 13 Ct & 7 St.			$ 800,000			$800,000
	Liberty Square Phase III - 91-180003	1201 NW 65 St					$ 750,000	$750,000
	50 SW 68 AVE - 40-B213414A	50 SW 68 AVE (09/2024)				$ 850,000		$850,000
	337 Apartments LLC*	337 NW 11th Ave (Withdrawn)			$ 229,000			$229,000
	Residence At Dr. King Blvd. - 91-180001	MLB Blvd. % 15 Ave.					$ 2,000,000	$2,000,000
	Liberty Renaissance	NW 61 St & 13 Ave (Withdrawn)					$ 1,000,000	$1,000,000
	Homeownership Preservation Program	Distributed by CDBG	$ 829,895	$ 558,101	$ 847,152	$ 742,435	$ 944,418	$ 3,922,001
	Homeownership Preservation Program - Gordian Group	Distributed by CDBG	$ 16,505	$ 11,099	$ 16,848	$ 14,765	$ 18,782	$ 77,999
	Total Allocated Group 1 Declaration of Intent							$ 15,000,000
	Withdrawn Projects		*$ (1,871,000)*		*$ (229,000)*		*$ (1,000,000)*	*$ (3,100,000)*
	Group 1 Intent Allocated Totals		$ 846,400	$ 4,069,200	$ 1,664,000	$ 1,607,200	$ 3,713,200	$11,900,000
Group 2 Allocations (R-21-0046 01/29/2021)	Sawyer Landing - (R-21-0047 / R-21-0209) - 91-280000	249 NW 6 St					$ 7,500,000	$7,500,000.00
	Land Acquisition - (R-21-0156) - 40-B213419	1251 SOUTHWEST 7 STREET (FOLIO NO. 01-4102-011-0370), 1261 SOUTHWEST 7 STREET (FOLIO NO. 01-4102-011-0361), 1269 SOUTHWEST 7 STREET (FOLIO NO. 01-4102-011-0360), AND 643 SOUTHWEST 13 AVENUE (FOLIO NO. 01-4102-011-0340)			$ 2,266,058			$2,266,058.00
	Essence Miami - (R-21-0222) - 91-280001	829 SOUTHWEST 8TH STREET, 845 SOUTHWEST 8TH STREET, AND 847 SOUTHWEST 8TH STREET			$ 5,000,000			$5,000,000.00
	Land Acquisition - (R-21-0229) - 40-B213420	5215 WEST FLAGLER STREET				$ 1,505,000		$1,505,000.00
	1251 SOUTHWEST 7TH STREET AND 1380 NORTHWEST 6TH STREET** - (R-21-0320) - 40-B213421	1251 SOUTHWEST 7TH STREET AND 1380 NORTHWEST 6TH STREET			480,164.40			$480,164.40
	District 3 Real Estate Acquisition and Accessible Housing - (R-26-0165) - 40-B263409	Various			161,000.00			$161,000.00
	The Citadelle - (R-22-0043) - *Project # Pending*	181 NE 82 St.					$ 2,000,000	$2,000,000.00
	District 5 Homeownership Loan Program (22-0211) - *Project # Pending*	Various					$ 3,000,000	$3,000,000.00
	Wynwood Works, LLC- (R-22-0283) - 91-280011	2043 N MIAMI AVE, 2045 N MIAMI AVE, 2037 N MIAMI AVE		$ 3,500,000				$3,500,000.00
	District 4 Infill New construction (R-23-0071 + R-23-0123)) - 91-280002 - 280007	(City Commission 2/9/23)- 632 SW 63 AVENUE, 700 SW 63 AVENUE + 6 Homes & First-Time Homebuyer Expanded Program				$ 2,515,787		$2,515,787.06
	Yaeger Plaza Partners, LLC. (R-23-0343) - 91-280047	1199 NW 62 ST					$ 3,000,000	$3,000,000.00

	5350 W Flagler ST (R-23-0519) - 40-B243103	5350 W Flagler ST				$ 5,145,000		$5,145,000.00
	5215 WEST FLAGLER STREET Construction - (R-24-0373), Partially Deobligated per File ID: 17236 (R-25-0066) - 91-280028	5215 WEST FLAGLER STREET				$ 2,100,000		$2,100,000.00
	Homeownership Preservation Program - PM - (22-0209) - 40-B223127	Distributed by CDBG	$ 42,320	$ 28,460	$ 43,200	$ 37,860	$ 48,160	$200,000.00
	Total Allocated Group 2 Declaration of Intent							*$38,200,000.00*
	Group 2 Intent Allocated Totals		$42,320	$3,528,460	$7,950,422	$11,303,647	$15,548,160	$38,373,009
	Pending approved allocation to projects (G2)							-$173,009.46
Group 3 Allocations (R-24-0119)	Dulce Vida Project (R-24-0119) - 91-380046	1785 NW 35 STREET	$ 15,000,000.00					$15,000,000
	Total Allocated Group 3 Declaration of Intent							*$15,000,000.00*
	Group 3 Intent Allocated Totals		$15,000,000	$0	$0	$0	$0	$15,000,000
Group 4 Allocations (FEB 13 2025)	Land Acq- SW 7-8th ST Assemblage (Per File ID: 17211, R-25-0038, R-25-0021) - Project # 40-B183416	01-4102-006-6450, 01-4102-006-6460, 01-4102-006-6470, 01-4102-006-6480 and 01-4102-006-6490			$ 6,163,016			$6,163,016
	Total Allocated Group 4 Declaration of Intent							*$6,163,016.00*
	Group 4 Intent Allocated Totals		$0	$0	$6,163,016	$0	$0	$6,163,016
Group 5 Allocations (FEB 27 2025)	5350 W Flagler Street Const. (FlaglerVillas 2) (Per File ID: 17237, R-25-0061) - Project # 40-B243103	5350 W Flagler ST				$ 5,700,000.00		$5,700,000
	Total Allocated Group 5 Declaration of Intent							*$5,700,000.00*
	Group 5 Intent Allocated Totals		$0	$0	$0	$5,700,000	$0	$5,700,000
Group 6 Allocations (March 13 2025)	Grove Bahamas Place - Grove Prosperity Partners (R-25-0104) - 91-280027	3659 Grand Ave, 3655 Grand Ave, and 3650 Florida Ave		$ 4,210,000.00				$4,210,000
	D5 Infil Homes (R-25-0067) - 91-280031-91-280034	1544 NW 58 Ter, 411 NE 69 ST, 1465 NW 60 St, 3431 NW 6 Ave)					$ 1,200,000.00	$1,200,000
	Total Allocated Group 6 Declaration of Intent							*$5,410,000.00*
	Group 6 Intent Allocated Totals		$0	$4,210,000	$0	$0	$1,200,000	$5,410,000
Group 7 Allocations (May 8 2025)	Essence Miami - (R-25-0174) - 91-280001	829 SOUTHWEST 8TH STREET, 845 SOUTHWEST 8TH STREET, AND 847 SOUTHWEST 8TH STREET			$ 5,390,000.00			$5,390,000
	Total Allocated Group 7 Declaration of Intent							*$5,390,000.00*
	Group 7 Intent Allocated Totals		$0	$0	$5,390,000	$0	$0	$5,390,000
Group 8 Allocations (Dec 11 2025)	Gallery At Wagner Creek - (R-25-0525) - Pending Revision (File ID 19075)	1500 NORTHWEST 12 AVENUE	$4,848,080.00					$4,848,080
	Total Allocated Group 8 Declaration of Intent							*$4,848,080.00*
	Group 8 Intent Allocated Totals		$4,848,080	$0	$0	$0	$0	$4,848,080

Affordable Housing Projects

Project	Location	Status	District	GOB FUNDS	Total Project Units	Cost per Unit	Projected Start	Estimated Completion Date
Platform 3750	3750 S. Dixie Hwy.	C.O.	2	$3,500,000	191	$470,939	1/21	Completed
The Gallery at River Parc	NW 13 Ct & 7 St.	C.O.	3	$800,000	150	$250,019	3/20	Completed
Liberty Square Phase III	1201 NW 65 St	C.O.	5	$750,000	192	$252,311	4/21	Completed
Residence At Dr. King Blvd.	MLB Blvd. & 15	C.O.	5	$2,000,000	120	$307,697	10/20	Completed
Land Acquisition for Housing Project	TBD	TBD	4	$850,000	TBD	--	TBD	TBD
Homeownership PP	Various	Processing Applicants	All	$3,922,000	40	N/A	5/21	6/2026
Homeownership PP - Gordian Group Services (estimates) 1.95%	Various		All	$78,000	NA	N/A	N/A	6/2026
Total Official Intent#1				$11,900,000	693			
Sawyers Landing	249 NW 6 St	C.O.	5	$7,500,000	578	$566,955	1/22	Completed
Citadelle Village	181 NE 82 St	Pending Closing	5	$2,000,000	96	$474,294	6/25	12/27
Essence Miami	829 SW 8 St.	Const. to start	3	$5,000,000	88	$390,318	8/25	12/27
District 3 Land Acquisition	7th St. and SW 12	Pre Development	3	$2,266,058	TBD	--	TBD	TBD
District 4 Land Acquisition	5215 West Flagler	Acquired	4	$1,505,000	60	$25,083	7/25	Completed
Affordable Housing Development -1251 SW 7th Street	1251 SW 7th	Pre Development	3	$641,164	TBD	N/A	TBD	TBD
Wynwood Works, LLC	2037 N MIAMI AV.	C.O.	2	$3,500,000	120	$535,766	4/23	Completed
District 5 Homeownership Loan Program	Various	In Process	5	$3,000,000	25	N/A	In-Process	16 completed 8 in pipeline
District 4 Infill New construction	632 SW 63 AVENUE, 700 SW 63 AVENUE + 2 Homes to be approved in Future	2 Remaining Homes; Const. to begin 1/26	4	$2,515,787	6	$419,298	12/22	4 completed 2 in predev.
Flagler Villas (Phase 1)	5215 W. Flagler	Under Construction	4	$2,100,000	60	$473,548	7/25	12/26
Yaeger Plaza	1199 NW 62 ST	Pending Closing	5	$3,000,000	135	$378,569	7/25	12/26
District 4 Land Acquisition	5350 W. Flagler St	Acquired	4	$5,145,000	98	$52,500	Q1 '26	12/27
Total Official Intent #2				$38,173,009	1266			
Dulce Vida Project	1785 NW 35 St	Pending Closing	1	$15,000,000	170	$444,313	1/26	1/28
Grand Bahamas Project (Grove Prosp.)	3659 Grand Ave.	Pre Development	2	$4,210,000	56	$379,779	10/26	12/28
Total Official Intent #3				$19,210,000				

MIAMI FOREVER
GENERAL OBLIGATION BOND

Dulce Vida Apartments (1785 NW 35 STREET)

Construction at 1785 NW 35 ST, is in progress
Anticipated completion: May 2027

MIAMI FOREVER
GENERAL OBLIGATION BOND

In Construction – 5215 W. Flagler Street (Flagler Villas)

Construction at 5215 W. Flagler is in progress –anticipated completion May 2028

MIAMI FOREVER
GENERAL OBLIGATION BOND

Essence Miami - 829 SOUTHWEST 8TH STREET, 845 SOUTHWEST 8TH STREET, AND 847 SOUTHWEST 8TH STREET



Anticipated Completion: May 2028



MIAMI FOREVER
GENERAL OBLIGATION BOND

Citadelle Village – 181 NE 82nd Street

Construction in progress at 181 NE 82nd Street

Anticipated Completion: December 2027

MIAMI FOREVER
GENERAL OBLIGATION BOND

Yaeger Plaza – 1199 NW 62 ST

Groundbreaking Ceremony at Yaeger's Plaza I Liberty City held on 03/25/2026.

Anticipated Completion: June 2029

MIAMI FOREVER
GENERAL OBLIGATION BOND

D4 Infill Homes – 130 SW 51 PL & 135 SW 52 Avenue

Groundbreaking Ceremony at 130 SW 51 PL / 135 SW 52 Ave on 04/10/2026

Commissioner Rosado invited the family of the late former Commissioner Manolo Reyes to attend the ceremony, to honor his commitment to affordable housing and residents in need.

MIAMI FOREVER
GENERAL OBLIGATION BOND

Community Outreach

Capital Improvements Community Outreach

MIAMI FOREVER
GENERAL OBLIGATION BOND

MIAMI FOREVER
GENERAL OBLIGATION BOND

January 2026 – May 2026
Office of Capital Improvements (OCI)
Community Outreach & Engagement Activities
Miami Forever Bond – Group 1 Projects

January 2026 – May 2026

Office of Capital Improvements (OCI)
Community Outreach & Engagement Activities
Miami Forever Bond – Group 1 Projects

Celebrated Three Projects with the Community!

Projects Managed by OCI:

1. Gerry Curtis Park Community Building (D1) – Groundbreaking:

- Groundbreaking Ceremony on February 27, 2026
- Anticipated completion: March 2027
- Ceremony Video – YouTube link: https://www.youtube.com/watch?v=axckeVmBRbM

2. Baseball Fields at Grapeland Heights Park (D1) – Ribbon Cutting:

- Ribbon Cutting Ceremony on March 9, 2026
- Ceremony Video – YouTube link: https://www.youtube.com/watch?v=vaO7dYIWhww

3. Armbrister Park New Community Center (D2) – Community Meeting

- Community Meeting held on March 26, 2026
- Groundbreaking anticipated for Summer 2026

Previously - Woodside Park Completion

Previously - Manolo "Abue" Reyes Park Completion

New Community Center at Gerry Curtis Park Groundbreaking Ceremony on 2/27/2026

MIAMI FOREVER
GENERAL OBLIGATION BOND

Groundbreaking of New Community Center at Gerry Curtis Park in D1

February 27, 2026

Baseball Fields at Grapeland Heights Park – Project is Complete!

Ribbon Cutting Ceremony at
Grapeland Heights Park in D1
March 9, 2026
Celebrating the reopening of two
renovated baseball fields at the park!

MIAMI FOREVER
GENERAL OBLIGATION BOND

Armbrister Park New Community Center Community Meeting

MIAMI FOREVER
GENERAL OBLIGATION BOND

Community Meeting for the New Community Center at Armbrister Park
March 26, 2026
(Two-story 10,000 square feet building)

RPW - Community Outreach

Group 2 Projects – Citywide Neighborhood Flood Improvements and Seawall Projects by Resilience and Public Works (RPW):

- **Design, Required Project Processes, and Construction Are Moving Forward!**

RPW maintains **bi-lingual (English/Spanish) project webpages and GIS Mapping (ROADWAY INFRASTRUCTURE PROJECTS – VIEWER)** to inform the public about **upcoming flood improvements and seawall projects Citywide** under MFB and other grants **(project locations determined by the Stormwater Master Plan (SWMP).**

List of Sea Level Rise Projects being implemented by RPW:

District 1:

- Allapattah Neighborhood Flood Improvements
- Melrose Neighborhood Flood Improvements
- North Grapeland Heights Seawall

District 2:

- Edgewater Neighborhood Flood Improvements *(Groundbreaking expected in second quarter 2026)*
- Brickell Bay Drive Seawall & Resilience Improvements
- Replacement of 8 Seawalls in Edgewater
- Replacement of Seawalls Morningside *(Groundbreaking expected in second quarter 2026)*
- Brickell and Coconut Grove Seawalls Improvements *(Groundbreaking expected in second quarter 2026)*

District 3:

- East Little Havana Flood Improvements
- 8th Street Neighborhood Flood Improvements



East Flagami Flood Improvements (Pump Station Rendering) Groundbreaking Expected in 2nd Quarter 2026

District 4:

- Auburndale Neighborhood Flood *Improvements*
- East Flagami Neighborhood Flood Improvements *(Groundbreaking expected in second quarter 2026)*

District 5:

- South West Wynwood Neighborhood Flood Improvements
- Shorecrest South Flood Improvements *(Groundbreaking expected in second quarter 2026)*
- Clemente Neighborhood Flood Improvements
- Replacement of Seawalls Shorecrest *(Groundbreaking expected in second quarter 2026)*

Miami Forever Bond Summary

CATEGORY	TOTAL BY REFERENDUM	ISSUED	COST OF ISSUANCE (2%)	ALLOCATED (OFFICIAL INTENT)	UNALLOCATED	PERCENT ALLOCATED	TOTAL MFB AWARD SPENT	ENCUMBRANCE	PERCENT SPENT (ACTUALS/REFERENDUM)	PERCENT SPENT (EXPENDITURES/BUDGET)	PERCENT COMMITTED (ENCUMBERED/BUDGET)	PERCENT SPENT (EXP+ENC/BUDGET)
AFFORDABLE HOUSING	100,000,000.00	0.00	2,000,000.00	$92,784,105.00	$5,215,894.54	92.78%	$47,141,305.73	$246,194.07	47.14%	50.81%	0.27%	51.07%
PARKS & CULTURAL FACILITIES	78,000,000.00	76,034,227.00	1,560,000.00	$76,183,670.79	$405,773.00	97.67%	$30,305,669.83	$23,320,143.55	38.85%	39.78%	30.61%	70.39%
PUBLIC SAFETY	7,000,000.00	1,270,000.00	140,000.00	$6,860,000.00	$0.00	98.00%	$341,119.86	$919,365.79	4.87%	4.97%	13.40%	18.37%
ROADWAYS	23,000,000.00	7,590,182.00	460,000.00	$21,815,182.00	$818.00	94.85%	$6,865,269.26	$0.00	29.85%	31.47%	0.00%	31.47%
SEA-LEVEL RISE & FLOOD PREVENTION	192,000,000.00	187,998,065.00	3,840,000.00	$188,722,064.74	$161,935.00	98.29%	$36,143,544.63	$63,624,079.84	18.82%	19.15%	33.71%	52.86%
TOTALS	**400,000,000.00**	**272,892,474.00**	**8,000,000.00**	**386,365,022.53**	**5,784,420.54**	**96.59%**	**120,796,909.31**	**88,109,783.25**	**30.20%**	**31.26%**	**22.80%**	**54.07%**

Miami Forever Bond Issuance Summary

Total Parks Issuance	$	76,034,227.00	
Total Public Safety Issuance	$	1,270,000.00	
Total Roadway Issuance	$	7,590,182.00	
Total Sea-Level Issuance	$	187,998,065.00	
Total Issued	**$**	**272,892,474.00**	
Affordable Housing Allocated	$	92,784,105.00	*Declaration of Intent to Reimburse*
Affordable Housing Allocated Pending Budget Load	$	0.46	
Unallocated Affordable Housing	$	5,215,894.54	
Total Affordable Housing- Unissued	**$**	**98,000,000.00**	
Allocated - Public Safety	$	5,590,000.00	*Declaration of Intent to Reimburse*
Allocated - Roadways	$	14,949,000.00	*Declaration of Intent to Reimburse*
Total Roadways and Public Safety - Unissued	**$**	**20,539,000.00**	
Unallocated - Parks & Cultural Facilities	$	405,773.00	
Unallocated - Public Safety	$	-	
Unallocated - Roadways	$	818.00	
Unallocated - Sea-Level Rise & Flood Prevention	$	161,935.00	
Total Unallocated/Unissued	**$**	**568,526.00**	
Total Parks Cost of Issuance	$	1,560,000.00	
Total Public Safety Cost of Issuance	$	140,000.00	
Total Roadway Cost of Issuance	$	460,000.00	
Total Sea-Level Cost of Issuance	$	3,840,000.00	
Total Housing Cost of Issuance	$	2,000,000.00	
Total Cost of Issuance - (Estimated 2% of $400M)	**$**	**8,000,000.00**	
Total Miami Forever Bond	**$**	**400,000,000.00**	

MFB PROJECT SHORTFALLS BY CATEGORY		
AFFORDABLE HOUSING	$2,279,003.42	$2.279 pending to be reallocated.
PARKS & CULTURAL FACILITIES	-$17,430,726.00	
PUBLIC SAFETY	-$21,584,004.43	
ROADWAYS	-$5,671,165.43	
SEA-LEVEL RISE FLOOD PREVENTION	-$250,728,408.08	
TOTAL (MFB)	-$293,135,300.52	

Miami Forever Bond District Summary													
CATEGORY	TOTAL BY REFERENDUM	ISSUED	COST OF ISSUANCE (2%)	ALLOCATED (OFFICIAL INTENT)	UNALLOCATED	PERCENT ALLOCATED	TOTAL MFB AWARD SPENT	ENCUMBRANCE	PERCENT SPENT (ACTUALS/REFERENDUM)	PERCENT SPENT (EXPENDITURES/BUDGET)	PERCENT COMMITTED (ENCUMBERED/BUDGET)	PERCENT SPENT (EXP+ENC/BUDGET)	TOTAL PROJECT SHORTFALLS (-)
DISTRICT 1 AFFORDABLE HOUSING	$21,160,000.00	0.00	$423,200.00	$20,736,800.00	$0.00	98.00%	$0.00	$0.00	0.00%	0.00%	0.00%	0.00%	$0.00
DISTRICT 2 AFFORDABLE HOUSING	$14,230,000.00	0.00	$284,600.00	$11,807,660.00	$2,137,740.00	82.98%	$9,232,045.45	$0.00	64.88%	78.19%	0.00%	78.19%	$0.00
DISTRICT 3 AFFORDABLE HOUSING	$21,600,000.00	0.00	$432,000.00	$21,167,438.00	$561.60	98.00%	$13,342,761.36	$84,167.96	61.77%	63.03%	0.40%	63.43%	$0.00
DISTRICT 4 AFFORDABLE HOUSING	$18,930,000.00	0.00	$378,600.00	$18,610,847.00	-$59,447.06	98.31%	$9,860,739.08	$0.00	52.09%	52.98%	0.00%	52.98%	$0.00
DISTRICT 5 AFFORDABLE HOUSING	$24,080,000.00	0.00	$481,600.00	$20,461,360.00	$3,137,040.00	84.97%	$12,948,430.03	$0.00	53.77%	63.28%	0.00%	63.28%	$0.00
CITYWIDE AFFORDABLE HOUSING	0.00	0.00	0.00	$0.00	$0.00	0.00%	$1,757,329.81	$162,026.11	0.00%	0.00%	0.00%	0.00%	$2,279,003.42
TOTAL	**100,000,000.00**	**0.00**	**2,000,000.00**	**92,784,105.00**	**5,215,894.54**	**92.78%**	**47,141,305.73**	**246,194.07**	**47.14%**	**50.81%**	**0.27%**	**51.07%**	**$2,279,003.42**
DISTRICT 1 PARKS & CULTURAL FACILITIES	$14,416,880.00	14,027,627.00	288,336.00	$14,027,627.00	$0.00	97.30%	$3,479,836.76	$9,817,976.79	24.14%	24.81%	69.99%	94.80%	-$489,336.51
DISTRICT 2 PARKS & CULTURAL FACILITIES	$14,416,880.00	14,050,000.00	288,336.00	$14,050,000.00	$129,253.00	97.46%	$3,279,803.55	$9,204,731.58	22.75%	23.34%	65.51%	88.86%	$1,945.93
DISTRICT 3 PARKS & CULTURAL FACILITIES	$14,416,880.00	14,120,000.00	288,336.00	$14,268,855.25	$106,880.00	98.97%	$3,627,884.57	$3,115,754.75	25.16%	25.43%	21.84%	47.26%	$1,952,418.73
DISTRICT 4 PARKS & CULTURAL FACILITIES	$14,416,880.00	14,025,000.00	288,336.00	$14,025,588.54	$36,880.00	97.29%	$12,337,597.95	$894,963.71	85.58%	87.96%	6.38%	94.35%	-$8,013,754.15
DISTRICT 5 PARKS & CULTURAL FACILITIES	$14,416,880.00	14,156,000.00	288,336.00	$14,156,000.00	$131,880.00	98.19%	$1,985,740.07	$286,716.74	13.77%	14.03%	2.03%	16.05%	-$10,882,000.00
CITYWIDE PARKS & CULTURAL FACILITIES	$5,915,600.00	5,655,600.00	113,112.00	$5,655,600.00	$880.00	95.60%	$5,594,806.93	-$0.02	94.58%	98.93%	0.00%	98.93%	$0.00
TOTAL	**78,000,000.00**	**76,034,227.00**	**1,554,792.00**	**76,183,670.79**	**405,773.00**	**97.67%**	**30,305,669.83**	**23,320,143.55**	**38.85%**	**39.78%**	**30.61%**	**70.39%**	**-$17,430,726.00**
DISTRICT 1 SEA-LEVEL RISE & FLOOD PREVENTION	33,400,000.00	32,731,620.70	668,000.00	$30,206,928.00	$6,703.31	90.44%	$2,159,368.84	$3,812,098.10	6.47%	7.15%	12.62%	19.77%	-$44,717,332.37
DISTRICT 2 SEA-LEVEL RISE & FLOOD PREVENTION	33,400,000.00	32,734,484.90	668,000.00	$33,597,590.00	$379.30	100.59%	$5,276,406.08	$22,775,848.81	15.80%	15.70%	67.79%	83.49%	-$23,218,473.41
DISTRICT 3 SEA-LEVEL RISE & FLOOD PREVENTION	33,400,000.00	32,636,868.15	668,000.00	$32,227,137.00	-$2,484.90	96.49%	$3,217,245.88	$1,748,988.09	9.63%	9.98%	5.43%	15.41%	-$31,929,301.99
DISTRICT 4 SEA-LEVEL RISE & FLOOD PREVENTION	33,400,000.00	32,733,642.49	668,000.00	$41,207,410.00	$95,131.85	123.38%	$12,359,715.18	$22,148,709.13	37.01%	29.99%	53.75%	83.74%	-$82,724,975.19
DISTRICT 5 SEA-LEVEL RISE & FLOOD PREVENTION	33,400,000.00	32,733,151.81	668,000.00	$34,812,000.00	-$1,642.49	104.23%	$3,172,939.27	$10,931,432.71	$0.09	$0.09	31.40%	$0.41	-$61,816,392.19
CITYWIDE SEA-LEVEL RISE & FLOOD PREVENTION	25,000,000.00	24,428,296.69	500,000.00	$16,670,999.74	-$1,151.81	66.68%	$9,957,869.38	$2,207,003.00	39.83%	59.73%	13.24%	72.97%	-$6,321,932.93
TOTAL	**192,000,000.00**	**187,998,064.74**	**3,840,000.00**	**188,722,064.74**	**96,935.26**	**98.29%**	**36,143,544.63**	**63,624,079.84**	**18.82%**	**19.15%**	**33.71%**	**52.86%**	**-$250,728,408.08**
Miami Forever Bond Citywide Allocation Summary													
CITYWIDE PUBLIC SAFETY	**7,000,000.00**	1,270,000.00	25,400.00	$6,860,000.00	$0.00	98.00%	$341,119.86	$919,365.79	4.87%	4.97%	13.40%	18.37%	**-$21,584,004.43**
CITYWIDE ROADWAYS	**23,000,000.00**	7,590,182.00	151,804.00	$21,815,182.00	$818.00	94.85%	$6,865,269.26	$0.00	29.85%	31.47%	0.00%	31.47%	**-$5,671,165.43**
GRAND TOTAL	**400,000,000.00**	**272,892,473.74**	**7,571,996.00**	**386,365,022.53**	**5,719,420.80**	**96.59%**	**120,796,909.31**	**88,109,783.25**	**30.20%**	**31.26%**	**22.80%**	**54.07%**	**-$293,135,300.52**

B Number	Project Name	District(s)	Location District	MFB Category	Bond Series	Grant Funded	Managing Department	Phase	Anticipated Risk or Scope Issues	Project Status	Actual Project Start Date	Project Est. Finish Date	Updated Project Finish Date	% Complete	Current Cost Estimate (S) Updated (E-Builder)	Updated Cost Estimate	Total MFB Budget	MFB Expenditures Updated	MFB Encumbrances Updated	MFB Total Cost	MFB Funding Remaining -	Project Total Budget	Total Project Actuals (Expended)	Total Encumbrances (Current Committed)	Total Cost (Actuals + Encumbrances)	Adjusted Available as of 05/04/2024	Current Estimated Surplus(+)/Shortfall(-) (Project Total Budget-Current Cost Estimate)	PER RFW - Min Funding Required (Value Engineering / Scope Reduction)	Street Address	NOTES
40-B17357	Antonio Maceo Park Boatramp	1	1	Parks & Cultural Facilities	MFB - Series 2024B	None	Office of Capital Improvements	08- Final Completion	None.	COMPLETE	1-Oct-16	1-Feb-26	1-Feb-26	100.00%	$ 1,819,326.00	$ 1,819,326.30	$ 79,929.00	$ 79,929.00	$ -	$ 79,929.00	$ -	$ 1,819,326.30	$ 1,746,313.56	$ 663.00	$ 1,746,976.56	$ 72,349.74	$ -		5135 NW 7th St	
40-B193511	Curtis Park Community Center Design	1	1	Parks & Cultural Facilities	MFB - Series 2024B, 2024C		Office of Capital Improvements	07- Construction	None.	COMPLETE	13-Dec-18	30-Sep-27	30-Aug-27	95.00%	$ 1,260,600.00	$ 1,260,600.00	$ 371,000.00	$ 370,988.41	$ -	$ 370,988.41	$ 11.59	$ 1,260,600.00	$ 1,024,526.02	$ 235,449.01	$ 1,259,975.03	$ 624.97	$ -		1901 NW 24 AVENUE	
40-B193511a	Curtis Park Community Center Design + Construction	1	1	Parks & Cultural Facilities	MFB - Series 2024B, 2024C		Office of Capital Improvements	07- Construction	None.	ON TRACK	13-Dec-18	30-Sep-27	30-Aug-27	16.00%	$ 14,105,118.00	$ 14,105,118.00	$ 11,065,118.00	$ 1,348,120.37	$ 9,688,976.60	$ 11,037,096.97	$ 28,021.03	$ 14,105,118.00	$ 1,354,781.52	$ 10,041,839.60	$ 11,396,621.12	$ 2,708,496.88	$ -		1901 NW 24 AVENUE	Pendine Reaso. Update from 11/20/2025
40-B233513	Grapeland Heights Park and Baseball Park	1	1	Parks & Cultural Facilities	MFB - Series 2024A	ARPA	Office of Capital Improvements	08- Final Completion	None	COMPLETE	23-Feb-23	30-Sep-26	2-Mar-26	95.00%	$ 2,611,513.61	$ 2,611,513.61	$ 1,416,880.00	$ 1,292,538.13	$ 124,325.66	$ 1,416,863.79	$ 16.21	$ 2,111,513.61	$ 1,899,430.78	$ 124,325.66	$ 2,019,756.44	$ 91,757.17	$ (500,000.00)		1550 NW 3Th Ave	
40-B40543	PBA/Fern Isle Redevelopment	1	1	Parks & Cultural Facilities	MFB - Series 2024B		Office of Capital Improvements	11- Closed	None	COMPLETE	1-Jan-16	1-Feb-26	1-Feb-26	100.00%	$ 6,417,236.05	$ 6,421,689.05	$ 244,700.00	$ 244,700.00	$ -	$ 244,700.00	$ -	$ 6,432,352.54	$ 6,421,689.05	$ -	$ 6,421,689.05	$ 10,663.49	$ 10,663.49		2201 NW 11th St	
40-B40566	Sarina Garden Point Park Historic Building	1	1	Parks & Cultural Facilities	MFB - Series 2024B		Parks and Recreation	08- Final Completion	Project re-scoped	ON TRACK	1-Oct-14	1-Feb-26	18-Dec-26	Rescoped	$ 1,954,059.27	$ 1,954,059.27	$ 850,000.00	$ 143,560.85	$ 4,674.53	$ 148,235.38	$ 701,764.62	$ 1,954,059.27	$ 302,939.93	$ 4,674.53	$ 307,614.46	$ 1,646,444.81	$ -		601 NW 7th Street Road	
40-B40454C	Alice Wainwright Park Seawall and Baywalk	2	2	Parks & Cultural Facilities	MFB - Series 2024B	FIND	Office of Capital Improvements	11- Closed		COMPLETE	14-May-15	1-Feb-26	1-Feb-26	100.00%	$ 6,393,046.28	$ 6,285,100.35	$ 2,545,000.00	$ 2,544,108.37	$ -	$ 2,544,108.37	$ 891.63	$ 6,287,046.28	$ 6,285,100.35	$ -	$ 6,285,100.35	$ 1,945.93	$ 1,945.93		2845 Brickell Ave	
40-B193512	Ambrister Park Community Center Design	2	2	Parks & Cultural Facilities	MFB - Series 2024B		Office of Capital Improvements	07- Construction	None	ON TRACK	13-Dec-18	30-Sep-27	30-Aug-27	95.00%	$ 1,129,000.00	$ 1,129,000.00	$ 505,000.00	$ 408,138.07	$ -	$ 408,138.07	$ 96,861.93	$ 1,129,000.00	$ 714,688.99	$ 229,879.26	$ 944,568.25	$ 184,431.75	$ -		4000 Grand Avenue	
40-B193512a	Ambrister Park Community Center Design & Construction	2	2	Parks & Cultural Facilities	MFB - Series 2024B		Office of Capital Improvements	07- Construction	None	ON TRACK	13-Dec-18	30-Sep-27	30-Aug-27	5.00%	$ 11,000,000.00	$ 11,000,000.00	$ 11,000,000.00	$ 327,557.11	$ 9,204,731.58	$ 9,532,288.69	$ 1,467,711.31	$ 11,000,000.00	$ 327,557.11	$ 9,204,731.58	$ 9,532,288.69	$ 1,467,711.31	$ -		4000 Grand Avenue	
40-B233523	Bayfront Park Fountain	2, 3	2	Parks & Cultural Facilities	Cancelled		Resilience and Public Works	01- Planning	Cancelled	CANCELLED			0-Jan-00	0.00%	$ 2,833,760.00	$ -	$ -	$ -	$ -	$ -	$ -	$ -	$ -	$ -	$ -	$ -	$ -		301 Biscayne Blvd	
40-B193514	Coral Way Park Expansion and Enhancements	3	3	Parks & Cultural Facilities	MFB - Series 2024B		Office of Capital Improvements	10- Administrative Close-Out	None	COMPLETE	13-Dec-18	1-Feb-26	1-Feb-26	100.00%	$ 1,975,000.00	$ 1,975,000.00	$ 925,000.00	$ 839,109.64	$ 67,706.65	$ 906,816.29	$ 18,183.71	$ 1,975,000.00	$ 1,827,877.14	$ 68,394.66	$ 1,896,271.80	$ 78,728.20	$ -		1300 SW 12th Avenue	
40-B243609	Cuban Memorial	3	3	Parks & Cultural Facilities	MFB - Series 2024C		Parks and Recreation	01- Planning		ON TRACK	1-May-26		0-Jan-00	5.00%	$ 250,000.00	$ 450,000.00	$ 151,494.66	$ -	$ -	$ -	$ 151,494.66	$ 450,000.00	$ 118,015.42	$ 6,265.49	$ 124,280.91	$ 325,719.09	$ -		999 SW 13th Avenue	
40-B253502	District 3 Park Enhancements and Expansion	3	3	Parks & Cultural Facilities	MFB - Series 2024C		Parks and Recreation	01- Planning		IN REVIEW			0-Jan-00	0.00%	$ 1,000,000.00	$ 1,000,000.00	$ -	$ -	$ -	$ -	$ -	$ 2,803,563.48	$ -	$ -	$ -	$ 2,803,563.48	$ 1,803,563.48		District 3	
40-B263538	Domino Park	3	3	Parks & Cultural Facilities	MFB - Series 2024C		Office of Capital Improvements	#CALC!		IN REVIEW			TBD	15.00%	#CALC!	$ 2,000,000.00	$ 2,000,000.00	$ -	$ 2,880.00	$ 2,880.00	$ 1,997,120.00	$ 2,000,000.00	$ -	$ 2,880.00	$ 2,880.00	$ 1,997,120.00	$ -		801 SW 15th Ave	
40-B193515	Morazan Quesada Park (fka Riverside Park) Renovations and Enhancements	3	3	Parks & Cultural Facilities	MFB - Series 2024B	ARPA	Office of Capital Improvements	08- Final Completion	None	COMPLETE	13-Dec-18	1-Feb-26	1-Feb-26	100.00%	$ 3,421,905.58	$ 3,357,065.96	$ 995,000.00	$ 993,324.42	$ 1,675.58	$ 995,000.00	$ -	$ 3,357,065.96	$ 3,138,474.30	$ 218,591.66	$ 3,357,065.96	$ -	$ -		799 SW 4th St	
40-B193518	New Park at 2200 SW 9 Avenue and 910 SW 22 Road	3	3	Parks & Cultural Facilities	Cancelled		Office of Capital Improvements	11- Closed	Cancelled	CANCELLED	13-Dec-18	1-Feb-26	Cancelled	Cancelled	$ 148,855.25	$ 148,855.25	$ 148,855.25	$ 148,855.25	$ -	$ 148,855.25	$ -	$ 297,710.50	$ 148,855.25	$ -	$ 148,855.25	$ 148,855.25	$ 148,855.25		2200 SW 9th AVE & 910 SW 22nd RD	
40-B193517	New Woodside Mini Park (f.k.a. New Park at 3699/3701 SW 1 Av.)	3	3	Parks & Cultural Facilities	MFB - Series 2024B, 2024C	Miami For Everyone	Office of Capital Improvements	07- Construction	None	ON TRACK	13-Dec-18	1-Feb-26	31-Oct-26	70.00%	$ 7,450,494.23	$ 7,450,494.23	$ 3,700,000.00	$ 1,614,757.26	$ 1,396,109.97	$ 3,010,867.23	$ 689,132.77	$ 7,450,494.23	$ 4,496,601.56	$ 1,893,663.06	$ 6,390,264.62	$ 1,060,229.61	$ -		3699/3701 SW 1st AVE	
40-B233505	Ruben Darío Park - Construction Design/Documents (CMAR)	3	3	Parks & Cultural Facilities	MFB - Series 2024C	Miami For Everyone	Office of Capital Improvements	08- Final Completion	Cancelled	CANCELLED	1-Oct-22	30-Sep-26	N/A	0.00%	$ 11,638,200.00	$ 3,275,249.59	$ 10,505.34	$ 10,505.34	$ -	$ 10,505.34	$ -	$ 3,275,249.59	$ 1,363,467.71	$ 1,869,904.09	$ 3,233,371.80	$ 41,877.79	$ -		1644 , 658 NW 6th Street ; 1653;1651; 1680;1649;1641 NW 5th Street	
40-B263512	Ruben Darío Park (Renovations)	3	3	Parks & Cultural Facilities	MFB - Series 2024C		Parks and Recreation	03- Design		ON TRACK	5-Mar-26	20-Aug-26	30-May-27	5.00%	$ 1,500,000.00	$ 1,500,000.00	$ 1,500,000.00	$ 19,085.00	$ 1,145,318.24	$ 1,164,403.24	$ 335,596.76	$ 1,500,000.00	$ 19,085.00	$ 1,145,318.24	$ 1,164,403.24	$ 335,596.76	$ -		9825 W Flagler St	
40-B263513	Riverside Park (Morazan Quesada) - Part 2 - Repairs	3	3	Parks & Cultural Facilities	MFB - Series 2024C		Parks and Recreation	03- Design		IN REVIEW	5-Mar-26	20-Aug-26	1-Feb-27	5.00%	$ 1,300,000.00	$ 1,364,839.62	$ 1,300,000.00	$ -	$ 97,154.74	$ 97,154.74	$ 1,202,845.26	$ 1,364,839.62	$ -	$ 97,154.74	$ 97,154.74	$ 1,267,684.88	$ -		342 SW 7th Ave	
40-B263514	Jose Martí Park	3	3	Parks & Cultural Facilities	MFB - Series 2024C		Office of Capital Improvements	01- Planning		IN REVIEW	23-Feb-26	9-Jul-30	TBD	60.00%	$ 1,300,000.00	$ 7,250,000.00	$ 1,250,000.00	$ -	$ 149,528.72	$ 149,528.72	$ 1,100,471.28	$ 7,250,000.00	$ -	$ 149,528.72	$ 149,528.72	$ 7,100,471.28	$ -		351 SW 4th Ave	
40-B263539	Fisherman Park	3	3	Parks & Cultural Facilities	MFB - Series 2024C		Office of Capital Improvements	#CALC!		IN REVIEW			TBD	15.00%	$ 1,000,000.00	$ 1,000,000.00	$ 1,000,000.00	$ -	$ -	$ -	$ 1,000,000.00	$ 1,000,000.00	$ -	$ -	$ -	$ 1,000,000.00	$ -		5 SW South River Drive	
40-B263540	Tibor and Sheila Park (1814 Brickell)	3	3	Parks & Cultural Facilities	MFB - Series 2024C		Parks and Recreation	#CALC!		IN REVIEW	1-May-26		18-Dec-26	5.00%	$ 288,000.00	$ 288,000.00	$ 288,000.00	$ -	$ 190,728.34	$ 190,728.34	$ 97,271.66	$ 288,000.00	$ -	$ 190,728.34	$ 190,728.34	$ 97,271.66	$ -		1814 Brickell Avenue	
40-B263515	Triangle Park	3	3	Parks & Cultural Facilities	MFB - Series 2024C		Office of Capital Improvements	01- Planning		IN REVIEW	11-Mar-26	16-Nov-27	TBD	50.00%	$ 500,000.00	$ 1,000,000.00	$ 1,000,000.00	$ 2,247.66	$ 64,652.51	$ 66,900.17	$ 933,099.83	$ 1,000,000.00	$ 2,247.66	$ 64,652.51	$ 66,900.17	$ 933,099.83	$ -		420 SW 11th St	
40-B183526	Bay of Pigs Memorial Park Improvements	4	4	Parks & Cultural Facilities	MFB - Series 2024A, 2024B	None	Office of Capital Improvements	11- Closed	TBD	COMPLETE	26-Jul-18	1-Feb-26	1-Feb-26	100.00%	$ 2,194,220.00	$ 2,107,232.81	$ 481,000.00	$ 480,463.73	$ -	$ 480,463.73	$ 536.27	$ 2,170,220.00	$ 2,107,232.81	$ -	$ 2,107,232.81	$ 62,987.19	$ 62,987.19		5665 SW 3 Street	
40-B253511	Bryan Park Enhancement (Dedicated Pickleball Courts)	4	4	Parks & Cultural Facilities	MFB - Series 2024A		Parks and Recreation	01- Planning		COMPLETE	15-Oct-24	1-Feb-26	30-May-26	90.00%	$ 550,000.00	$ 550,000.00	$ 300,000.00	$ 284,314.85	$ 15,685.15	$ 300,000.00	$ -	$ 496,270.75	$ 456,556.57	$ 39,714.18	$ 496,270.75	$ -	$ (53,729.25)		2301 SW 13th St	
40-B193516	Bryan Park Playground Renovations and Park Enhancements	4	4	Parks & Cultural Facilities	MFB - Series 2024B		Parks and Recreation	10- Administrative Close-Out	None	COMPLETE	13-Dec-18	1-Feb-26	1-Feb-26	100.00%	$ 650,000.00	$ 650,000.00	$ 650,000.00	$ 649,934.16	$ -	$ 649,934.16	$ 65.84	$ 650,000.00	$ 649,934.16	$ -	$ 649,934.16	$ 65.84	$ -		2301 SW 13th St	
40-B183505A	Construction Management at Risk (CMAR) Services for West End Park	4	4	Parks & Cultural Facilities	MFB - Series 2024A	ARPA	Office of Capital Improvements	08- Final Completion	None at this moment	COMPLETE	1-Oct-17	1-Feb-26	1-Feb-26	100.00%	$ 6,000,000.00	$ 6,000,000.00	$ 6,000,000.00	$ 6,000,000.00	$ -	$ 6,000,000.00	$ -	$ 6,000,000.00	$ 6,000,000.00	$ -	$ 6,000,000.00	$ -	$ -		6030 SW 2nd St	
40-B213414	District 4 Park and Affordable Housing Land Acquisition	4	4	Parks & Cultural Facilities	MFB - Series 2024A	None	Office of Capital Improvements	11- Closed	None	COMPLETE	22-Apr-21	30-Sep-26	30-Sep-26	100.00%	$ 964,437.36	$ 964,437.36	$ 5,825.00	$ 5,825.00	$ -	$ 5,825.00	$ -	$ 964,437.36	$ 952,788.36	$ -	$ 952,788.36	$ 11,649.00	$ -		725 SW 63 Court	
40-B243516	District 4 Park Enhancements and Expansion	4	4	Parks & Cultural Facilities	MFB - Series 2024A	None	Parks and Recreation	01- Planning		IN REVIEW	16-Nov-23	30-Sep-28	30-Sep-28	0.00%	$ 1,347,000.00	$ 2,383,121.66	$ 2,358,175.00	$ 1,639,642.50	$ -	$ 1,639,642.50	$ 718,532.50	$ 8,205,516.63	$ 4,704,964.65	$ -	$ 4,704,964.65	$ 3,500,551.98	$ 5,822,394.97		Districtwide	
40-B193522A	Silver Bluff Dog Park	4	4	Parks & Cultural Facilities	MFB - Series 2024C		Office of Capital Improvements	07- Construction	Project phased.	ON TRACK	10-Jun-21	30-Sep-26	31-Aug-26	5.00%	$ 926,093.76	$ 926,093.76	$ 707,000.00	$ 116,178.93	$ 566,928.80	$ 683,107.73	$ 23,892.27	$ 926,093.76	$ 296,541.97	$ 604,109.94	$ 900,651.91	$ 25,441.85	$ -		2201 SW 26th Street	
40-B40581	Douglas Park Community Center	4	4	Parks & Cultural Facilities	MFB - Series 2024A, 2024B		Office of Capital Improvements	04- Dry-Run/Permit	Not funded for construction.	IN REVIEW	1-Oct-14	1-Feb-26	On Hold	On Hold	$ 15,572,411.00	$ 15,572,411.00	$ 593,588.54	$ 303,869.96	$ 289,718.58	$ 593,588.54	$ -	$ 1,727,003.94	$ 1,379,264.51	$ 301,307.47	$ 1,680,571.98	$ 46,431.96	$ (13,845,407.06)		2755 SW 37th Ave	
40-B253509	Douglas Park Doo Run	4	4	Parks & Cultural Facilities	MFB - Series 2024A		Parks and Recreation	08- Final Completion		COMPLETE	15-Oct-24	1-Feb-26	1-Feb-26	100.00%	$ 630,000.00	$ 630,000.00	$ 280,000.00	$ 280,000.00	$ -	$ 280,000.00	$ -	$ 630,000.00	$ 373,781.29	$ 255,648.60	$ 629,429.89	$ 570.11	$ -		2755 SW 37th Ave	
40-B233506	Fairlawn Community Park Phase 2	4	4	Parks & Cultural Facilities	MFB - Series 2024A		Office of Capital Improvements	08- Final Completion	None	COMPLETE	13-Oct-22	30-Sep-26	31-Mar-26	100.00%	$ 1,256,000.00	$ 1,256,000.00	$ 750,000.00	$ 727,368.82	$ 22,631.18	$ 750,000.00	$ -	$ 1,256,000.00	$ 989,544.44	$ 257,979.95	$ 1,247,524.39	$ 8,475.61	$ -		600 SW 63 Ave	
40-B253510	Poet Juan Napoles Fajardo Sculpture	4	4	Parks & Cultural Facilities	MFB - Series 2024A		Parks and Recreation	01- Planning		IN REVIEW	15-Oct-24	1-Feb-26	1-Feb-26	0.00%	$ 50,000.00	$ 50,000.00	$ 50,000.00	$ -	$ -	$ -	$ 50,000.00	$ 50,000.00	$ -	$ -	$ -	$ 50,000.00	$ -		1800 SW 21st Ave	
40-B253503	Robert King High - Phase I	4	4	Parks & Cultural Facilities	MFB - Series 2024C		Office of Capital Improvements	01- Planning		CANCELLED	7-Sep-24	30-Sep-27	Cancelled	Cancelled	$ 1,000,000.00	$ -	$ -	$ -	$ -	$ -	$ -	$ -	$ -	$ -	$ -	$ -	$ -		7025 W Flagler St	
40-B233507	Shenandoah Playground Replacement	4	4	Parks & Cultural Facilities	MFB - Series 2024A		Parks and Recreation	10- Administrative Close-Out	N/A	COMPLETE	13-Oct-22	30-Sep-26	30-Sep-26	100.00%	$ 900,000.00	$ 900,000.00	$ 750,000.00	$ 750,000.00	$ -	$ 750,000.00	$ -	$ 900,000.00	$ 900,000.00	$ -	$ 900,000.00	$ -	$ -		1800 SW 21st Ave	
40-B40563	Shenandoah Park Pool Renovation	4	4	Parks & Cultural Facilities	MFB - Series 2024B		Office of Capital Improvements	08- Final Completion		COMPLETE	1-Oct-14	1-Feb-26	1-Feb-26	100.00%	$ 13,561,474.91	$ 13,561,474.91	$ 600,000.00	$ 600,000.00	$ -	$ 600,000.00	$ -	$ 13,561,474.91	$ 13,394,604.96	$ 50,971.22	$ 13,445,576.18	$ 115,898.73	$ -		1800 SW 21st Ave	
40-B183505	West End Park Pool and Enhancements	4	4	Parks & Cultural Facilities	MFB - Series 2024A, 2024B	ARPA	Office of Capital Improvements	08- Final Completion	None	COMPLETE	1-Oct-17	1-Feb-26	1-Feb-26	100.00%	$ 13,868,410.38	$ 13,868,410.38	$ 500,000.00	$ 500,000.00	$ -	$ 500,000.00	$ -	$ 13,868,410.38	$ 12,002,609.89	$ 1,208,768.86	$ 13,211,378.75	$ 657,031.63	$ -		6030 SW 2nd Street	
40-B203509	Athalie Range Park - New Recreation Building	5	5	Parks & Cultural Facilities	MFB - Series 2024A	None	Office of Capital Improvements	04- Dry-Run/Permit	Not funded for construction.	CONCERN	1-Oct-19	30-Sep-25	On Hold	On Hold	$ 15,600,000.00	$ 15,600,000.00	$ 3,768,000.00	$ 253,133.83	$ 22,660.02	$ 275,793.85	$ 3,492,206.15	$ 4,718,000.00	$ 1,131,092.75	$ 89,067.32	$ 1,220,160.07	$ 3,497,839.93	$ (10,882,000.00)		525 NW 62nd St	
40-B40510A	Legion Park Community Building Improvements	5	5	Parks & Cultural Facilities	MFB - Series 2024B		Office of Capital Improvements	08- Final Completion		COMPLETE	9-Mar-17	1-Feb-26	1-Feb-26	100.00%	$ 5,115,632.55	$ 5,115,632.55	$ 825,000.00	$ 773,662.00	$ 51,338.00	$ 825,000.00	$ -	$ 5,115,632.55	$ 5,036,559.10	$ 69,968.78	$ 5,106,527.88	$ 9,104.67	$ -		6447 NE 7th Ave	
40-B40510	Legion Park Seawall and Non-motorized Ramp	5	5	Parks & Cultural Facilities	MFB - Series 2024B	Frankenmuth Payment Bonds	Office of Capital Improvements	09- Monitoring	None	COMPLETE	1-Oct-14	1-Feb-26	1-Feb-26	100.00%	$ 2,298,424.10	$ 2,298,424.10	$ 263,000.00	$ 263,000.00	$ -	$ 263,000.00	$ -	$ 2,298,424.10	$ 2,288,766.32	$ 1,391.72	$ 2,290,158.04	$ 8,266.06	$ -		6447 NE 7th Ave	
40-B253506	Little Haiti Cultural Center Roof	5	5	Parks & Cultural Facilities	MFB - Series 2024C		Office of Capital Improvements	04- Dry-Run/Permit	None	ON TRACK	7-Sep-24	30-Sep-27	31-Dec-27	80.00%	$ 5,464,250.00	$ 5,464,250.00	$ 2,500,000.00	$ 641.28	$ -	$ 641.28	$ 2,499,358.72	$ 5,464,250.00	$ 5,718.01	$ -	$ 5,718.01	$ 5,458,531.99	$ -		212 NE 59th Terrace	
40-B193513	Moore Park Gym Design and Construction	5	5	Parks & Cultural Facilities	MFB - Series 2024B		Office of Capital Improvements	04- Dry-Run/Permit	None	ON TRACK	13-Dec-18	1-Feb-26	27-Feb-28	90.00%	$ 16,357,564.00	$ 16,357,564.00	$ 6,800,000.00	$ 695,302.96	$ 212,718.72	$ 908,021.68	$ 5,891,978.32	$ 16,357,564.00	$ 1,073,373.22	$ 212,718.72	$ 1,286,091.94	$ 15,071,472.06	$ -		765 NW 36 Street	
40-B193508	Citywide Parks Access and Mobility Renovations	Citywide	Citywide	Parks & Cultural Facilities	MFB - Series 2024B		Parks and Recreation	10- Administrative Close-Out	N/A	COMPLETE	13-Dec-18	30-Sep-26	30-Sep-26	100.00%	$ 2,212,000.00	$ 2,212,000.00	$ 2,212,000.00	$ 2,191,637.28	$ (0.02)	$ 2,191,637.26	$ 20,362.74	$ 2,212,000.00	$ 2,191,637.28	$ (0.02)	$ 2,191,637.26	$ 20,362.74	$ -		City Wide	
40-B193509	Citywide Parks Playground Renovations	Citywide	Citywide	Parks & Cultural Facilities	MFB - Series 2024B		Parks and Recreation	10- Administrative Close-Out	N/A	COMPLETE	13-Dec-18	30-Sep-26	30-Sep-26	100.00%	$ 2,788,200.00	$ 2,788,200.00	$ 2,788,200.00	$ 2,755,314.40	$ -	$ 2,755,314.40	$ 32,885.60	$ 2,788,200.00	$ 2,755,314.40	$ -	$ 2,755,314.40	$ 32,885.60	$ -		City Wide	
40-B193510	City-wide Parks Roofing Reconstruction	Citywide	Citywide	Parks & Cultural Facilities	MFB - Series 2024B		Parks and Recreation	10- Administrative Close-Out	N/A	COMPLETE	13-Dec-18	30-Sep-26	30-Sep-26	100.00%	$ 655,400.00	$ 655,400.00	$ 655,400.00	$ 647,855.25	$ -	$ 647,855.25	$ 7,544.75	$ 655,400.00	$ 647,855.25	$ -	$ 647,855.25	$ 7,544.75	$ -		City Wide	
40-B193207	Fire Facilities Resiliency Project (P510) - Design & Construction	Citywide	Citywide	Public Safety	MFB - Series 2024A, 2024B	None	Office of Capital Improvements	04- Dry-Run/Permit		ON TRACK	13-Dec-18	1-Feb-26	30-Sep-28	10.00%	$ 31,996,004.43	$ 31,996,004.43	$ 6,860,000.00	$ 341,119.86	$ 919,365.79	$ 1,260,485.65	$ 5,599,514.35	$ 10,412,000.00	$ 445,572.19	$ 1,016,820.00	$ 1,462,392.19	$ 8,949,607.81	$ (21,584,004.43)		4101 NW 7th St	
40-B193622	Very Poor Condition Roads - Outside Priority Drainage Basins - Phase I	Citywide	Citywide	Roadways	MFB - Series 2024B		Resilience and Public Works	10- Administrative Close-Out	Project has been completed.	COMPLETE	13-Dec-18	1-Feb-26	1-Feb-26	100.00%	$ 7,340,722.67	$ 7,340,722.67	$ 6,866,182.00	$ 6,865,269.26	$ -	$ 6,865,269.26	$ 912.74	$ 7,344,154.99	$ 7,340,722.67	$ -	$ 7,340,722.67	$ 3,432.32	$ 3,432.32		City Wide	
40-B183603	Miami River Greenway Curtis Park East	Citywide	1	Roadways	MFB Tax-Exempt - Official Intent Roadways and Public Safety Group #2		Resilience and Public Works	05- Bidding	None at this time.	ON TRACK	22-Nov-17	18-Feb-28	18-Feb-28	70.00%	$ 7,542,155.00	$ 7,542,155.00	$ 893,000.00	$ -	$ -	$ -	$ 893,000.00	$ 7,608,000.00	$ 494,880.39	$ 413,521.33	$ 908,401.72	$ 6,699,598.28	$ 65,845.00			
40-B233601	Miami River Greenway - NW N River Dr from NW 22 Ave to NW 19 Ave	Citywide	1	Roadways	MFB Tax-Exempt - Official Intent Roadways and Public Safety Group #2		Resilience and Public Works	03- Design	None at this time.	ON TRACK	23-Feb-23	13-Mar-29	13-Mar-29	40.00%	$ 7,211,600.00	$ 7,211,600.00	$ 1,069,250.00	$ -	$ -	$ -	$ 1,069,250.00	$ 4,894,277.11	$ 497,780.40	$ 215,489.18	$ 713,269.58	$ 4,181,007.53	$ (2,317,322.89)		NW N River Dr from NW 22 Ave to NW 19 Ave	
40-B233805	Edgewater Flood Improvements Phase I - NE 4 Ave to Biscayne Bay, NE 22 St to NE 24 St (Pump Station)	Citywide	2	Roadways	MFB Tax-Exempt - Official Intent Roadways and Public Safety Group #2		Resilience and Public Works	06- Pre-Construction	None at this time.	ON TRACK	25-Apr-23	13-Apr-28	13-Apr-28	46.00%	$ 40,852,942.84	$ 40,852,943.00	$ 7,100,000.00	$ -	$ -	$ -	$ 7,100,000.00	$ 29,042,578.00	$ 3,204,513.21	$ 12,991,712.16	$ 16,196,225.37	$ 12,846,352.63	$ -		NE 4 Ave to Biscayne Bay, NE 22 St to NE 24 St	
40-B173619	SW 15 Road from SW 3 Avenue and SW 11 Street	Citywide	3	Roadways	MFB Tax-Exempt - Official Intent Roadways and Public Safety Group #2		Resilience and Public Works	01- Planning	None at this time.	ON TRACK	17-Nov-16	28-Apr-29	28-Apr-29	30.00%	$ 7,306,961.42	$ 7,306,961.42	$ 1,962,250.00	$ -	$ -	$ -	$ 1,962,250.00	$ 3,883,055.75	$ 411,553.08	$ 596,916.82	$ 1,008,469.90	$ 2,874,585.85	$ (3,423,905.67)		SW 15 Road from SW 3 Avenue and SW 11 Street	
40-B173613	South Golden Pines No Outlet Streets Improvements	Citywide	4	Roadways	MFB Tax-Exempt - Official Intent Roadways and Public Safety Group #2		Resilience and Public Works	03- Design	None at this time.	ON TRACK	17-Nov-16	30-Nov-28	30-Nov-28	33.00%	$ 10,092,150.74	$ 10,092,150.74	$ 1,962,250.00	$ -	$ -	$ -	$ 1,962,250.00	$ 9,807,210.40	$ 1,106,720.36	$ 374,618.71	$ 1,481,339.07	$ 8,325,871.33	$ -		27Ct, 28 Ave, 28 Ct, 29 ave, 29 Ct, 29 Pl,30Ave, 30 ct,31 Ave, 31 Ct, 31 Pl only North of SW 27th Street	
40-B50906	NE 3 Avenue from NE 54 Street to NE 58 Terrace	Citywide	5	Roadways	MFB Tax-Exempt - Official Intent Roadways and Public Safety Group #2		Resilience and Public Works	04- Dry-Run/Permit	None at this time.	ON TRACK	1-Jan-16	15-Dec-27	15-Dec-27	50.00%	$ 3,715,260.00	$ 3,715,260.00	$ 457,000.00	$ -	$ -	$ -	$ 457,000.00	$ 3,716,045.81	$ 389,262.43	$ 67,602.20	$ 456,864.63	$ 3,259,181.18	$ 785.81		NE 3 Avenue from NE 54 Street to NE 58 Terrace	
PRC-94	District 5 Roadway Improvement Project	Citywide	5	Roadways	MFB Tax-Exempt - Official Intent Roadways and Public Safety Group #2		Resilience and Public Works	#CALC!	None at this time.	ON TRACK	TBD	TBD	TBD	0.00%	$ 1,505,250.00	$ 1,505,250.00	$ 1,505,250.00	$ -	$ -	$ -	$ 1,505,250.00	$ 1,505,250.00	$ -	$ -	$ -	$ 1,505,250.00	$ -		Districtwide	
40-B233815	Allapattah Flood Improvements - NW 7 Ave to 14 Ave and NW 23 St to 31 St	1	1	Sea-Level Rise & Flood Prevention	MFB - Series 2024A, 2024C	FL-DEP Resilient FL	Resilience and Public Works	03- Design	State Grant - Expires 03/31/28 - Need to request time extension	CONCERN	25-Apr-23	19-Apr-29	19-Apr-29	42.00%	$ 49,840,828.00	$ 49,840,828.00	$ 15,689,000.00	$ 1,511,145.31	$ 281,060.49	$ 1,792,205.80	$ 13,896,794.20	$ 31,716,850.81	$ 2,118,048.03	$ 1,636,730.73	$ 3,754,778.76	$ 27,962,072.05	$ (18,123,977.19)		NW 7 Ave to 14 Ave and NW 23 St to 31 St	
40-B233816	Melrose Flood Improvements Phase I - NW 23 Ave to NW 19 Ave, NW 34 St NW 30 St (Pump Station)	1	1	Sea-Level Rise & Flood Prevention	MFB - Series 2024A, 2024C	FL-DEP Resilient FL	Resilience and Public Works	03- Design	State Grant(FDEP) - Expires 06/30/26 - Need to request time extension. Need MFB extension. Estimated Costs may increase once project is bid	CONCERN	25-Apr-23	3-Jan-30	3-Jan-30	35.00%	$ 36,453,652.00	$ 36,453,652.00	$ 6,062,000.00	$ 113,305.07	$ 751,548.59	$ 864,853.66	$ 5,197,146.34	$ 11,911,923.83

B Number	Project Name	District(s)	Location District	MFB Category	Bond Series	Grant Funded	Managing Department	Phase	Anticipated Risk or Scope Issues	Project Status	Actual Project Start Date	Project Est. Finish Date	Updated Project Finish Date	% Complete	Current Cost Estimate (S) Updated (E-Builder)	Updated Cost Estimate	Total MFB Budget	MFB Expenditures Updated	MFB Encumbrances Updated	MFB Total Cost	MFB Funding Remaining -	Project Total Budget	Total Project Actuals (Expended)	Total Encumbrances (Current Commited)	Total Cost (Actuals + Encumbrances)	Adjusted Available as of 05/04/2024	Current Estimated Surplus(+)/Shortfall(-) (Project Total Budget-Current Cost Estimate)	PER RPW - Min Funding Required (Value Engineering / Scope Reduction)	Street Address	NOTES
40-B233819	Miami Localized Flooding Improvements (D-3)	3	3	Sea-Level Rise & Flood Prevention	MFB - Series 2024C	FDEP	Resilience and Public Works	07- Construction		ON TRACK	25-Apr-23	1-Feb-27	1-Feb-27	37.74%	$ 2,197,162.00	$ 2,197,162.00	$ 4,506,000.00	$ 1,700,496.98	$ 286,178.50	$ 1,986,675.48	$ 2,519,324.52	$ 5,558,000.00	$ 2,752,496.98	$ 286,178.50	$ 3,038,675.48	$ 2,519,324.52	$ 3,360,838.00		NW 13th Street and NW 32nd Avenue	
40-B223802	Auburndale Flood Mitigation	4	4	Sea-Level Rise & Flood Prevention	MFB - Series 2024A	FDEP, US Depart of Treasury /FDEP	Resilience and Public Works	07- Construction	Federal Grant - Expires 09/30/26 To meet this deadline, the project procurement method changed to	CONCERN	1-Oct-22	19-Dec-27	19-Dec-27	55.00%	$ 74,747,852.27	$ 74,747,852.27	$ 10,000,000.00	$ 1,392,706.07	$ 8,581,568.05	$ 9,974,274.12	$ 25,725.88	$ 25,880,380.45	$ 11,137,872.22	$ 14,186,972.80	$ 25,324,845.02	$ 555,535.43	$ (48,867,471.82)	$10,614,093.00	SW 32 Ave to SW 37 Ave, West Flagler St to SW 8 St	Pending Reapp. Update from 11/20/2025
40-B223801	East Flagami Flood Mitigation (Pump Station)	Citywide, 4	4	Sea-Level Rise & Flood Prevention	MFB - Series 2024A, 2024C	FDEP, US Depart of Treasury /FDEP	Resilience and Public Works	03- Design	Federal Grant - Expires 09/30/26. State Grant - Expires 12/31/27 - Need to request time extension	CONCERN	1-Oct-22	23-Mar-28	23-Mar-28	50.00%	$ 80,614,688.00	$ 80,614,688.00	$ 19,071,590.00	$ 4,958,149.05	$ 10,831,237.86	$ 15,789,386.91	$ 3,282,203.09	$ 46,932,595.73	$ 7,506,497.92	$ 31,277,120.43	$ 38,783,618.35	$ 8,148,977.38	$ (33,682,092.27)	$15,648,721.00	NW 38 Ct to NW 42 Ave, NW 1 St to NW 7 St	
40-B173613	South Golden Pines No Outlet Streets Improvements	4	4	Sea-Level Rise & Flood Prevention	MFB - Series 2024A	FDEP	Resilience and Public Works	03- Design	Project is currently funded for design. This project has a JPA with WASD and will need	CONCERN	17-Nov-16	30-Nov-28	30-Nov-28	33.00%	$ 10,092,150.74	$ 10,092,150.74	$ 3,172,000.00	$ 314,118.50	$ 280,161.36	$ 594,279.86	$ 2,577,720.14	$ 9,807,210.40	$ 1,106,720.36	$ 374,618.71	$ 1,481,339.07	$ 8,325,871.33	$ (284,940.34)		27Ct, 28 Ave, 28 Ct, 29 ave, 29 Ct, 29 Pl,30Ave, 30 ct,31 Ave, 31 Ct, 31 Pl only North of SW 27th Street	
40-B50412	SW 23 Terrace from SW 27 Avenue to SW 32 Avenue	Citywide	4	Sea-Level Rise & Flood Prevention	MFB - Series 2024B		Resilience and Public Works	05- Bidding	On Hold	IN REVIEW	1-Oct-15	On Hold	On Hold	On Hold	$ 6,315,171.00	$ 6,315,171.00	$ 17,000.00	$ 16,082.72	$ -	$ 16,082.72	$ 917.28	$ 325,905.22	$ 292,613.65	$ 6,241.01	$ 298,854.66	$ 27,050.56	$ (5,989,265.78)		SW 23 Terrace from SW 27 Avenue to SW 32 Ave	
40-B50413	SW 24 Street from SW 27 Avenue to SW 32 Avenue	Citywide, 4	4	Sea-Level Rise & Flood Prevention	MFB - Series 2024A	FDEP	Resilience and Public Works	07- Construction	State Grant - Expires 03/31/26	ON TRACK	1-Oct-15	1-Jun-27	1-Jun-27	90.00%	$ 8,478,403.34	$ 8,478,403.34	$ 2,189,000.00	$ 1,530,000.00	$ -	$ 1,530,000.00	$ 659,000.00	$ 8,587,932.58	$ 5,950,123.39	$ 480,961.76	$ 6,431,085.15	$ 2,156,847.43	$ 109,529.24		SW 24 Street from SW 27 Avenue to SW 32 Ave	
40-B233801	SW 49th Ave from SW 8th St. to W Flagler St.	4	4	Sea-Level Rise & Flood Prevention	MFB - Series 2024A		Resilience and Public Works	07- Construction	Project Completed	COMPLETE	13-Oct-22	1-Feb-26	1-Feb-26	100.00%	$ 850,000.00	$ 850,000.00	$ 850,000.00	$ 850,000.00	$ -	$ 850,000.00	$ -	$ 850,000.00	$ 850,000.00	$ -	$ 850,000.00	$ -	$ -		SW 49th Ave from SW 8th St. to W Flagler St.	
40-B233800	SW 56 Ave from SW 8th St. to W Flagler St.	4	4	Sea-Level Rise & Flood Prevention	MFB - Series 2024A		Resilience and Public Works	10- Administrative Close-Out	Project Completed	COMPLETE	13-Oct-22	1-Feb-26	1-Feb-26	100.00%	$ 975,000.00	$ 975,000.00	$ 975,000.00	$ 974,987.15	$ -	$ 974,987.15	$ 12.85	$ 975,000.00	$ 974,987.15	$ -	$ 974,987.15	$ 12.85	$ -		SW 56 Ave from SW 8th St. to W Flagler St.	
40-B243600	Tamiami Blvd Roadway Drainage Improvements	Citywide	4	Sea-Level Rise & Flood Prevention	MFB - Series 2024A	FDOT	Resilience and Public Works	03- Design	Need to request time extension for MFB.	CONCERN	1-Oct-23	27-Mar-28	27-Mar-28	30.00%	$ 3,676,461.00	$ 3,676,461.00	$ 2,000,000.00	$ 857,565.22	$ 311,471.72	$ 1,169,036.94	$ 830,963.06	$ 4,075,410.00	$ 1,431,058.09	$ 313,564.52	$ 1,744,622.61	$ 2,330,787.39	$ 398,949.00		Tamiami Boulevard, SW 71st Avenue and SW 3rd Street	
40-B233817	Clemente Park Neighborhood Flood Improvements - Miami Ave. to NW 2nd Ave. and NW 30 St. to 36 St. (D-5)	5	5	Sea-Level Rise & Flood Prevention	MFB - Series 2024A, 2024C	FL-DEP Resilient FL	Resilience and Public Works	03- Design	State Grant - Expires 06/30/26 - Need to request time extension. Need MFB extension Estimated	CONCERN	25-Apr-23	6-Nov-28	6-Nov-28	36.00%	$ 23,123,505.43	$ 23,123,505.43	$ 7,368,000.00	$ 634,410.27	$ 701,728.88	$ 1,336,139.15	$ 6,031,860.85	$ 15,201,349.34	$ 1,257,046.13	$ 986,259.71	$ 2,243,305.84	$ 12,958,043.50	$ (7,922,156.09)		Miami Ave. to NW 2nd Ave. and NW 30th St. to NW 36th St.	
40-B193501	Little River Mini Park Phase I	5	5	Sea-Level Rise & Flood Prevention	MFB - Series 2024A	FIND	Resilience and Public Works	04- Dry-Run/Permit	Transferred to RPW.	IN REVIEW	13-Dec-18	1-Feb-26	1-Feb-26	45.00%	$ 2,237,977.00	$ 2,237,977.00	$ 17,000.00	$ 16,742.82	$ -	$ 16,742.82	$ 257.18	$ 582,391.41	$ 414,499.55	$ 79,254.99	$ 493,754.54	$ 88,636.87	$ (1,655,585.59)		998 NE 78th Street	
40-B253800	NE 75 Street Flood Improvements - Miami Ave to NE 2 Ave	5	5	Sea-Level Rise & Flood Prevention	MFB - Series 2024C		Resilience and Public Works	03- Design		CANCELLED	7-Sep-24	30-Sep-27	30-Sep-27	On Hold	$ 24,337,933.00	$ -	$ -	$ -	$ -	$ -	$ -	$ -	$ -	$ -	$ -	$ -	$ -		MIAMI AVE TO NE 2 AVE	
40-B50904	NW 7 Street Road from NW North River Drive to South of NW 9 Avenue	5	5	Sea-Level Rise & Flood Prevention	MFB - Series 2024A		Resilience and Public Works	10- Administrative Close-Out	No shortfall. Substantial completion =07/17/24, Final completion = 08/16/24	COMPLETE	1-Jan-16	1-Feb-26	1-Feb-26	100.00%	$ 1,951,673.76	$ 1,951,673.76	$ 1,552,000.00	$ 1,551,563.08	$ -	$ 1,551,563.08	$ 436.92	$ 1,957,831.25	$ 1,951,673.72	$ 0.06	$ 1,951,673.78	$ 6,157.47	$ 6,157.49		NW 7 Street Road from NW North River Drive to South of NW 9 Avenue	
40-B233812	Replacement of Seawalls Shorecrest between NE 84 St and Ademar Canal; NE Bayshore Dr. and Davis Canal - D5	Citywide, 5	5	Sea-Level Rise & Flood Prevention	MFB - Series 2024A	US Treasury, FDEP	Resilience and Public Works	04- Dry-Run/Permit	Federal Grant - Expires 09/30/26	CONCERN	25-Apr-23	1-Jun-27	8-Jun-27	52.00%	$ 5,936,422.00	$ 5,936,422.00	$ 2,711,000.00	$ 252,937.77	$ 203,655.86	$ 456,593.63	$ 2,254,406.37	$ 3,613,135.00	$ 397,535.84	$ 227,178.65	$ 624,714.49	$ 2,988,420.51	$ (2,323,287.00)	$1,883,839.00	District Wide	
40-B233803	Shorecrest South Flood Improvements - NE 8 Ct to NE Bayshore Ct, NE Little River Dr to NE 79 St (Pump Station)	Citywide, 5	5	Sea-Level Rise & Flood Prevention	MFB - Series 2024A	FL-DEP Resilient FL	Resilience and Public Works	05- Bidding	State Grant - Expires 12/31/27 - Need to request time extension for MFB.	CONCERN	25-Apr-23	30-Nov-27	30-Nov-27	38.00%	$ 34,607,968.98	$ 34,607,969.00	$ 11,325,000.00	$ 444,558.71	$ 9,540,043.19	$ 9,984,601.90	$ 1,340,398.10	$ 23,789,930.00	$ 494,222.20	$ 20,195,858.66	$ 20,690,080.86	$ 3,099,849.14	$ (10,818,039.00)	$15,705,126.00	NE 8 Ct to NE Bayshore Ct, NE Little River Dr to NE 79 St	
40-B233814	SW Wynwood Flood Improvements-NW 3rd Ave to NW 5 Pl, NW 16th St. to NW 28 St Pump Station (D-5)	5	5	Sea-Level Rise & Flood Prevention	MFB - Series 2024A, 2024C	CDBG	Resilience and Public Works	02- A/E Selection	Federal Grant - Expires 05/21/27 - Need to request time extension. Latest date is beyond Grant and MFB.	CONCERN	25-Apr-23	11-May-32	11-May-32	38.00%	$ 70,802,459.00	$ 70,802,459.00	$ 11,839,000.00	$ 272,726.62	$ 486,004.78	$ 758,731.40	$ 11,080,268.60	$ 31,698,977.00	$ 272,726.62	$ 486,004.78	$ 758,731.40	$ 30,940,245.60	$ (39,103,482.00)		NW 3rd Ave to NW 5 Pl, Miami 33101 and NW 16th St. to NW 28 St, Miami, 33125	
40-B193800	Immediate Flood Control: Install Backflow Valves - Phase 1	Citywide	Citywide	Sea-Level Rise & Flood Prevention	MFB - Series 2024B	FDEP	Office of Capital Improvements	11- Closed	None	COMPLETE	13-Dec-18	1-Feb-26	1-Feb-26	100.00%	$ 3,941,966.11	$ 3,941,966.11	$ 2,456,999.74	$ 2,451,243.20	$ -	$ 2,451,243.20	$ 5,756.54	$ 3,948,465.96	$ 3,941,966.11	$ -	$ 3,941,966.11	$ 6,499.85	$ 6,499.85		City Wide	
40-B193801	Improve Drainage Outside of Priority Drainage Basins - Phase 1	Citywide	Citywide	Sea-Level Rise & Flood Prevention	MFB - Series 2024B	None	Resilience and Public Works	10- Administrative Close-Out		COMPLETE	13-Dec-18	1-Feb-26	1-Feb-26	100.00%	$ 2,300,000.00	$ 2,300,000.00	$ 2,300,000.00	$ 2,300,000.00	$ -	$ 2,300,000.00	$ -	$ 2,300,000.00	$ 2,300,000.00	$ -	$ 2,300,000.00	$ -	$ -		City Wide	
40-B233822	Localized Flooding Improvements Citywide	Citywide, 4	Citywide	Sea-Level Rise & Flood Prevention	MFB - Series 2024A	None	Resilience and Public Works	01 - Planning		ON TRACK	14-Sep-23	1-Feb-27	1-Feb-27	50.00%	$ 4,949,820.00	$ 4,949,820.00	$ 4,949,820.00	$ 2,339,754.41	$ 2,455,741.86	$ 4,795,496.27	$ 154,323.73	$ 4,949,820.00	$ 2,339,754.41	$ 2,455,741.86	$ 4,795,496.27	$ 154,323.73	$ -		Citywide	
40-B233821	Mary Brickell Village Drainage Improvements Phase 2	Citywide	Citywide	Sea-Level Rise & Flood Prevention	MFB - Series 2024A	none	Resilience and Public Works	03- Design		CONCERN	14-Sep-23	13-Mar-28	13-Mar-28	40.00%	$ 2,904,926.00	$ 2,904,926.00	$ 2,246,000.00	$ 510,339.22	$ 219,276.89	$ 729,616.11	$ 1,516,383.89	$ 2,246,000.00	$ 510,339.22	$ 219,276.89	$ 729,616.11	$ 1,516,383.89	$ (658,926.00)		Citywide	
40-B233806	Immediate Flood Control: Install Backflow Valves (Citywide) for D-1, D-2, and D-5	1,2,5	Citywide	Sea-Level Rise & Flood Prevention	MFB - Series 2024A	FDEP	Resilience and Public Works	01 - Planning	State Grant - Expires 06/30/27	ON TRACK	25-Apr-23	31-Mar-27	31-Mar-27	20.00%	$ 4,117,190.00	$ 4,117,190.00	$ 1,996,000.00	$ 135.79	$ 1,361.88	$ 1,497.67	$ 1,994,502.33	$ 4,038,000.00	$ 135.79	$ 1,361.88	$ 1,497.67	$ 4,036,502.33	$ (79,190.00)		Citywide	
91-380046	Dulce Vida Project	1	1	Affordable Housing	MFB Taxable - Official Intent #3		Housing and Community Development	Housing		ON TRACK	1/19/2026	5/11/2027	11-Mar-27	1.00%	$ 15,000,000.00	$ 15,000,000.00	$ 15,000,000.00	$ -	$ -	$ -	$ 15,000,000.00	$ 15,000,000.00	$ 676.00	$ -	$ 676.00	$ 14,999,324.00	$ -		1785 NW 35 STREET	Budget needs to be loaded
91-TBD	Gallery At Wagner Creek	1	1	Affordable Housing	MFB Taxable - Official Intent #8		Housing and Community Development	Housing		ON TRACK			0-Jan-00	0.00%	$ 4,848,080.00	$ 4,848,080.00	$ 4,848,080.00	$ -	$ -	$ -	$ 4,848,080.00	$ 4,848,080.00	$ -	$ -	$ -	$ 4,848,080.00	$ -		1500 NORTHWEST 12 AVENUE	
91-180002	Platform 3750 II, LLC	2	2	Affordable Housing	MFB Taxable - Official Intent #1		Housing and Community Development	Housing		COMPLETE	11-Jan-21	31-Jan-24	31-Jan-24	100.00%	$ 3,500,000.00	$ 3,500,000.00	$ 3,500,000.00	$ 3,500,000.00	$ -	$ 3,500,000.00	$ -	$ 3,500,000.00	$ 3,500,000.00	$ -	$ 3,500,000.00	$ -	$ -		3750 S. Dixie Hwy.	
91-280011	Wynwood Works Manager, LLC	2	2	Affordable Housing	MFB Taxable - Official Intent #6		Housing and Community Development	Housing		COMPLETE	23-May-23	30-Nov-26	30-Nov-26	100.00%	$ 3,500,000.00	$ 3,500,000.00	$ 3,500,000.00	$ 3,500,000.00	$ -	$ 3,500,000.00	$ -	$ 3,500,000.00	$ 3,500,000.00	$ -	$ 3,500,000.00	$ -	$ -		2043 N MIAMI AVE, 2045 N MIAMI AVE, 2037 N MIAMI AVE	
91-280027	Grove Bahamas Place - Grove Prosperity Partners	2	2	Affordable Housing	MFB Taxable - Official Intent #6		Housing and Community Development	Housing		ON TRACK	25-Jun-27	25-Jun-30	25-Jun-30	0.00%	$ 4,210,000.00	$ 4,210,000.00	$ 4,210,000.00	$ 2,232,045.45	$ -	$ 2,232,045.45	$ 1,977,954.55	$ 4,210,000.00	$ 2,232,045.45	$ -	$ 2,232,045.45	$ 1,977,954.55	$ -		3659 Grand Ave, 3655 Grand Ave, and 3650 Florida Avenue	
91-280001	8th Street Properties, LLC - Essence Miami Project (New Construction)	3	3	Affordable Housing	MFB Taxable - Official Intent #2, MFB Taxable - Official Intent #7		Housing and Community Development	Housing		ON TRACK	8-May-25	8-May-28	8-May-28	30.00%	$ 10,390,000.00	$ 10,390,000.00	$ 10,390,000.00	$ 3,716,955.82	$ -	$ 3,716,955.82	$ 6,673,044.18	$ 10,390,000.00	$ 3,716,955.82	$ -	$ 3,716,955.82	$ 6,673,044.18	$ -		829 SOUTHWEST 8TH STREET, 845 SOUTHWEST 8TH STREET, AND 847 SOUTHWEST 8TH STREET	
91-180000	Gallery River Parc	3	3	Affordable Housing	MFB Taxable - Official Intent #1		Housing and Community Development	Housing		COMPLETE	11-Aug-20	11-Feb-23	11-Feb-23	100.00%	$ 800,000.00	$ 800,000.00	$ 800,000.00	$ 800,000.00	$ -	$ 800,000.00	$ -	$ 800,000.00	$ 800,000.00	$ -	$ 800,000.00	$ -	$ -		NW 13 Ct & 2 St.	
91-280002	12 SW 47 AVE (D4)	4	4	Affordable Housing	MFB Taxable - Official Intent #2		Housing and Community Development	Housing		COMPLETE	1-Oct-22	30-Sep-25	30-Sep-25	100.00%	$ 306,443.81	$ 306,443.81	$ 306,443.81	$ 306,443.81	$ -	$ 306,443.81	$ -	$ 306,443.81	$ 306,443.81	$ -	$ 306,443.81	$ -	$ -		12 SW 47 AVE	
91-280003	130 SW 51 PL - A (D4)	4	4	Affordable Housing	MFB Taxable - Official Intent #2		Housing and Community Development	Housing		ON TRACK	1-Oct-22	30-Sep-25	30-Sep-25	0.00%	$ 324,613.00	$ 324,613.00	$ 324,613.00	$ 51,287.81	$ -	$ 51,287.81	$ 273,325.19	$ 324,613.00	$ 51,287.81	$ -	$ 51,287.81	$ 273,325.19	$ -		130 SW 51 PL	
91-280004	130 SW 51 PL - B (D4)	4	4	Affordable Housing	MFB Taxable - Official Intent #2		Housing and Community Development	Housing		ON TRACK	1-Oct-22	30-Sep-25	30-Sep-25	0.00%	$ 324,613.00	$ 324,613.00	$ 324,613.00	$ 50,894.43	$ -	$ 50,894.43	$ 273,718.57	$ 324,613.00	$ 50,894.43	$ -	$ 50,894.43	$ 273,718.57	$ -		130 SW 51 PL	
91-280005	2601 SW 13 St (D4)	4	4	Affordable Housing	MFB Taxable - Official Intent #2		Housing and Community Development	Housing		COMPLETE	1-Oct-22	30-Sep-25	30-Sep-25	100.00%	$ 301,146.91	$ 301,146.91	$ 301,146.91	$ 301,146.91	$ -	$ 301,146.91	$ -	$ 301,146.91	$ 301,146.91	$ -	$ 301,146.91	$ -	$ -		2601 SW 13 St	
91-280028	5215 WEST FLAGLER STREET Construction	4	4	Affordable Housing	MFB Taxable - Official Intent #2		Housing and Community Development	Housing		ON TRACK	7/11/2025	5/12/2028	12-May-28	5.00%	$ 2,100,000.00	$ 2,100,000.00	$ 2,100,000.00	$ 1,819,200.49	$ -	$ 1,819,200.49	$ 280,799.51	$ 2,100,000.00	$ 1,819,200.49	$ -	$ 1,819,200.49	$ 280,799.51	$ -		5215 WEST FLAGLER STREET	
91-280006	632 SW 63 Ave (D4)	4	4	Affordable Housing	MFB Taxable - Official Intent #2		Housing and Community Development	Housing		COMPLETE	1-Oct-22	30-Sep-25	30-Sep-25	100.00%	$ 306,187.44	$ 306,187.44	$ 306,187.44	$ 306,187.44	$ -	$ 306,187.44	$ -	$ 306,187.44	$ 306,187.44	$ -	$ 306,187.44	$ -	$ -		632 SW 63 Ave	
91-280007	700 SW 63 Ave (D4)	4	4	Affordable Housing	MFB Taxable - Official Intent #2		Housing and Community Development	Housing		COMPLETE	1-Oct-22	30-Sep-25	30-Sep-25	100.00%	$ 307,032.44	$ 307,032.44	$ 307,032.44	$ 307,032.44	$ -	$ 307,032.44	$ -	$ 307,032.44	$ 307,032.44	$ -	$ 307,032.44	$ -	$ -		700 SW 63 Ave	
91-280023	Aquntte Young	5	5	Affordable Housing	MFB Taxable - Official Intent #2		Housing and Community Development	Housing		COMPLETE	1-Oct-22	30-Sep-25	30-Sep-25	100.00%	$ 91,248.00	$ 91,248.00	$ 91,248.00	$ 89,542.70	$ -	$ 89,542.70	$ 1,705.30	$ 91,248.00	$ 89,542.70	$ -	$ 89,542.70	$ 1,705.30	$ -		1461 NW 60 Street	
91-280026	Ayesha Hakkii	5	5	Affordable Housing	MFB Taxable - Official Intent #2		Housing and Community Development	Housing		COMPLETE			0-Jan-00	100.00%	$ 70,000.00	$ 70,000.00	$ 70,000.00	$ 70,000.00	$ -	$ 70,000.00	$ -	$ 70,000.00	$ 70,000.00	$ -	$ 70,000.00	$ -	$ -		7665 NW 3 Avenue	
91-280000	Block 55 Owner, LLC	5	5	Affordable Housing	MFB Taxable - Official Intent #2		Housing and Community Development	Housing		COMPLETE	11-Aug-21	10-Nov-24	10-Nov-24	100.00%	$ 7,500,000.00	$ 7,500,000.00	$ 7,500,000.00	$ 7,500,000.00	$ -	$ 7,500,000.00	$ -	$ 7,500,000.00	$ 7,500,000.00	$ -	$ 7,500,000.00	$ -	$ -		249 NW 6 St	
91-280036	Cherlyn L Dormeus	5	5	Affordable Housing	MFB Taxable - Official Intent #2		Housing and Community Development	Housing		COMPLETE	1-Oct-22	30-Sep-25	30-Sep-25	100.00%	$ 99,848.00	$ 99,848.00	$ 99,848.00	$ 99,848.00	$ -	$ 99,848.00	$ -	$ 99,848.00	$ 99,848.00	$ -	$ 99,848.00	$ -	$ -		169 NW 35 Street	
91-180001	Dr. King Boulevard, LTD	5	5	Affordable Housing	MFB Taxable - Official Intent #1		Housing and Community Development	Housing		COMPLETE	28-Sep-20	30-May-24	30-May-24	100.00%	$ 2,000,000.00	$ 2,000,000.00	$ 2,000,000.00	$ 2,000,000.00	$ -	$ 2,000,000.00	$ -	$ 2,000,000.00	$ 2,000,000.00	$ -	$ 2,000,000.00	$ -	$ -		MLB Blvd. % 15 Ave.	
91-280014	Ernesto Martinez Garcia	5	5	Affordable Housing	MFB Taxable - Official Intent #2		Housing and Community Development	Housing		COMPLETE	1-Oct-22	30-Sep-25	30-Sep-25	100.00%	$ 200,000.00	$ 200,000.00	$ 200,000.00	$ 200,000.00	$ -	$ 200,000.00	$ -	$ 200,000.00	$ 200,000.00	$ -	$ 200,000.00	$ -	$ -		1443 NW 70 Street	
91-180004	Homeownership Preservation	Citywide,1,2,3,4,5	Citywide	Affordable Housing	MFB Taxable - Official Intent #1		Housing and Community Development	Housing		IN REVIEW	11-Jan-21	31-Dec-24	31-Dec-24	See Attached - Estimated Completion 12/31/25	$ 1,720,996.58	$ 1,720,996.58	$ 4,000,000.00	$ 1,558,970.47	$ 162,026.11	$ 1,720,996.58	$ 2,279,003.42	$ 4,000,000.00	$ 1,558,970.47	$ 162,026.11	$ 1,720,996.58	$ 2,279,003.42	$ 2,279,003.42		VARIOUS	$2.279 pending to be reallocated.
91-280008	Jannet Bandomo (FTHB DS)	5	5	Affordable Housing	MFB Taxable - Official Intent #2		Housing and Community Development	Housing		COMPLETE	1-Oct-22	30-Sep-25	30-Sep-25	100.00%	$ 110,000.00	$ 110,000.00	$ 110,000.00	$ 110,000.00	$ -	$ 110,000.00	$ -	$ 110,000.00	$ 110,000.00	$ -	$ 110,000.00	$ -	$ -		1740 NW 55 Street (Unit 2)	
91-280013	Josue Nesthen (FTHB DS)	5	5	Affordable Housing	MFB Taxable - Official Intent #2		Housing and Community Development	Housing		COMPLETE	1-Oct-22	30-Sep-25	30-Sep-25	100%	$ 104,170.00	$ 104,170.00	$ 104,170.00	$ 104,170.00	$ -	$ 104,170.00	$ -	$ 104,170.00	$ 104,170.00	$ -	$ 104,170.00	$ -	$ -		6901 NW 3rd Avenue	
91-280030	Kartisha K Smith	5	5	Affordable Housing	MFB Taxable - Official Intent #2		Housing and Community Development	Housing		COMPLETE			0-Jan-00	100.00%	$ 102,000.00	$ 102,000.00	$ 102,000.00	$ 102,000.00	$ -	$ 102,000.00	$ -	$ 102,000.00	$ 102,000.00	$ -	$ 102,000.00	$ -	$ -		875 NW 69 Street	
91-280015	Lester Garcia	5	5	Affordable Housing	MFB Taxable - Official Intent #2		Housing and Community Development	Housing		COMPLETE	1-Oct-22	30-Sep-25	30-Sep-25	100.00%	$ 200,000.00	$ 200,000.00	$ 200,000.00	$ 200,000.00	$ -	$ 200,000.00	$ -	$ 200,000.00	$ 200,000.00	$ -	$ 200,000.00	$ -	$ -		4315 NW 18 Avenue (Unit 2)	
91-180003	Liberty Square Phase Three, LLC	5	5	Affordable Housing	MFB Taxable - Official Intent #1		Housing and Community Development	Housing		COMPLETE	11-Jan-21	10-Mar-23	10-Mar-23	100.00%	$ 750,000.00	$ 750,000.00	$ 750,000.00	$ 750,000.00	$ -	$ 750,000.00	$ -	$ 750,000.00	$ 750,000.00	$ -	$ 750,000.00	$ -	$ -		1201 NW 65 St	
91-280018	Marie V Sevigne	5	5	Affordable Housing	MFB Taxable - Official Intent #2		Housing and Community Development	Housing		CANCELLED	1-Oct-22	30-Sep-25	30-Sep-25	0.00%	$ -	$ -	$ -	$ -	$ -	$ -	$ -	$ -	$ -	$ -	$ -	$ -	$ -			
91-280019	Melinda Pearson	5	5	Affordable Housing	MFB Taxable - Official Intent #2		Housing and Community Development	Housing		COMPLETE	1-Oct-22	30-Sep-25	30-Sep-25	100.00%	$ 200,000.00	$ 200,000.00	$ 200,000.00	$ 200,000.00	$ -	$ 200,000.00	$ -	$ 200,000.00	$ 200,000.00	$ -	$ 200,000.00	$ -	$ -		24 NE 63 Street	
91-280017	Nicolas M Marlutto	5	5	Affordable Housing	MFB Taxable - Official Intent #2		Housing and Community Development	Housing		COMPLETE	1-Oct-22	30-Sep-25	30-Sep-25	100.00%	$ 113,980.00	$ 113,980.00	$ 113,980.00	$ 113,980.00	$ -	$ 113,980.00	$ -	$ 113,980.00	$ 113,980.00	$ -	$ 113,980.00	$ -	$ -		276 NE 78 Street (B)	
91-280021	Ricardo Eusebio	5	5	Affordable Housing	MFB Taxable - Official Intent #2		Housing and Community Development	Housing		COMPLETE	1-Oct-22	30-Sep-25	30-Sep-25	100.00%	$ 165,149.16	$ 165,149.16	$ 165,149.16	$ 165,149.16	$ -	$ 165,149.16	$ -	$ 165,149.16	$ 165,149.16	$ -	$ 165,149.16	$ -	$ -		1075 NW 61 Street	
91-280025	Rolando Valdes Gomez	5	5	Affordable Housing	MFB Taxable - Official Intent #2		Housing and Community Development	Housing	In process of being cancelled	CANCELLED	1-Oct-22	30-Sep-25	30-Sep-25	100.00%	$ -	$ -	$ -	$ -	$ -	$ -	$ -	$ -	$ -	$ -	$ -	$ -	$ -			
91-280012	Roy A Ebanks Jr (FTHB DS)	5	5	Affordable Housing	MFB Taxable - Official Intent #2		Housing and Community Development	Housing		COMPLETE	1-Oct-22	30-Sep-25	30-Sep-25	100.00%	$ 104,000.00	$ 104,000.00	$ 104,000.00	$ 104,000.00	$ -	$ 104,000.00	$ -	$ 104,000.00	$ 104,000.00	$ -	$ 104,000.00	$ -	$ -		524 NW 53 Street	
91-280035	Stacey P Dean	5	5	Affordable Housing	MFB Taxable - Official Intent #2		Housing and Community Development	Housing		COMPLETE			0-Jan-00	100.00%	$ 151,998.00	$ 151,998.00	$ 151,998.00	$ 151,998.00	$ -	$ 151,998.00	$ -	$ 151,998.00	$ 151,998.00	$ -	$ 151,998.00	$ -	$ -		779 NW 57 Street	
91-280016	Taydee Alvarez	5	5	Affordable Housing	MFB Taxable - Official Intent #2		Housing and Community Development	Housing		COMPLETE	1-Oct-22	30-Sep-25	30-Sep-25	100.00%	$ 200,000.00	$ 200,000.00	$ 200,000.00	$ 200,000.00	$ -	$ 200,000.00	$ -	$ 200,000.00	$ 200,000.00	$ -	$ 200,000.00	$ -	$ -		1515 NW 55 Street	PLEASE SEE 91-280034, project cancelled and swap for this properties.

B Number	Project Name	District(s)	Location District	MFB Category	Bond Series	Grant Funded	Managing Department	Phase	Anticipated Risk or Scope Issues	Project Status	Actual Project Start Date	Project Est. Finish Date	Updated Project Finish Date	% Complete	Current Cost Estimate (S) Updated (E-Builder)	Updated Cost Estimate	Total MFB Budget	MFB Expenditures Updated	MFB Encumbrances Updated	MFB Total Cost	MFB Funding Remaining -	Project Total Budget	Total Project Actuals (Expended)	Total Encumbrances (Current Commited)	Total Cost (Actuals + Encumbrances)	Adjusted Available as of 05042024	Current Estimated Surplus(+)/Shortfall(-) (Project Total Budget-Current Cost Estimate)	PER RFW - Min Funding Required (Value Engineering / Scope Reduction)	Street Address	NOTES
91-280045	The Citadelle	5	5	Affordable Housing	MFB Taxable - Official Intent #2		Housing and Community Development	Housing		ON TRACK					$ 2,000,000.00	$ 2,000,000.00	$ 2,000,000.00	$ -	$ -	$ -	$ 2,000,000.00	$ 2,000,000.00	$ -	$ -	$ -	$ 2,000,000.00	$ -		181 NE 82 St.	
91-280020	Traquesha L Willis	5	5	Affordable Housing	MFB Taxable - Official Intent #2		Housing and Community Development	Housing		COMPLETE	18-May-26	30-Dec-27	30-Dec-27	0%	$ 145,000.00	$ 145,000.00	$ 145,000.00	$ 145,000.00	$ -	$ 145,000.00	$ -	$ 145,000.00	$ 145,000.00	$ -	$ 145,000.00	$ -	$ -		1917 NW 5 Place (Unit 368)	
91-280024	Tunesha Wilson	5	5	Affordable Housing	MFB Taxable - Official Intent #2		Housing and Community Development	Housing		COMPLETE	1-Oct-22	30-Sep-25	30-Sep-25	100.00%	$ 70,000.00	$ 70,000.00	$ 70,000.00	$ 70,000.00	$ -	$ 70,000.00	$ -	$ 70,000.00	$ 70,000.00	$ -	$ 70,000.00	$ -	$ -		1463 NW 60 Street	
91-280022	Vladimir Rubio	5	5	Affordable Housing	MFB Taxable - Official Intent #2		Housing and Community Development	Housing		COMPLETE	1-Oct-22	30-Sep-25	30-Sep-25	100.00%	$ 113,980.00	$ 113,980.00	$ 113,980.00	$ 113,980.00	$ -	$ 113,980.00	$ -	$ 113,980.00	$ 113,980.00	$ -	$ 113,980.00	$ -	$ -		5516 NW 5 Court	
91-280047	Yaeger Plaza Partners, LLC.	5	5	Affordable Housing	MFB Taxable - Official Intent #2		Housing and Community Development	Housing		ON TRACK	30-Jul-26	30-Jun-29	30-Sep-24	0.00%	$ 3,000,000.00	$ 3,000,000.00	$ 3,000,000.00	$ 676.00	$ -	$ 676.00	$ 2,999,324.00	$ 3,000,000.00	$ 676.00	$ -	$ 676.00	$ 2,999,324.00	$ -		1199 NW 62 ST	
40-B213421	Affordable Housing Development -1251 SW 7th Street	3	3	Affordable Housing	MFB Taxable - Official Intent #2	Public Benefit Agreement	Real Estate and Asset Management	10- Administrative Close-Out		ON TRACK	22-Jul-21	30-Jan-28	30-Jan-28	15.00%	$ 1,249,838.28	$ 2,139,619.79	$ 480,900.00	$ 396,732.04	$ 84,167.96	$ 480,900.00	$ -	$ 2,139,619.79	$ 1,249,838.28	$ 408,881.51	$ 1,658,719.79	$ 480,900.00	$ -		1251 SW 7TH STREET	Budget needs to be loaded
40-B213419	District 3 Affordable Housing Land Acquisition	3	3	Affordable Housing	MFB Taxable - Official Intent #2	None	Real Estate and Asset Management	11- Closed		COMPLETE	8-Apr-21	31-Oct-23	31-Oct-23	100.00%	$ 2,266,057.50	$ 2,266,057.50	$ 2,266,057.50	$ 2,266,057.50	$ -	$ 2,266,057.50	$ -	$ 2,266,057.50	$ 2,266,057.50	$ -	$ 2,266,057.50	$ -	$ -		1251 SOUTHWEST 7 STREET (FOLIO NO. 01-4102-011-0370), 1261 SOUTHWEST 7 STREET (FOLIO NO. 01-4102-011-0361), 1269 SOUTHWEST 7 STREET (FOLIO NO. 01-4102-011-0360), AND 643 SOUTHWEST 13 AVENUE (FOLIO NO. 01-4102-011-0340)	
40-B183416	Real Estate Acquisition and Accessible Housing in District 3	3	3	Affordable Housing	MFB Taxable - Official Intent #1		Housing and Community Development	10- Administrative Close-Out		COMPLETE	1-Jun-18	30-Sep-26	30-Sep-26	100.00%	$ 8,445,586.94	$ 8,445,586.94	$ 6,163,016.00	$ 6,163,016.00	$ -	$ 6,163,016.00	$ -	$ 8,445,586.94	$ 8,445,586.94	$ -	$ 8,445,586.94	$ -	$ -		SW 7-8th ST Assemblage / 1510 SW 7 ST / 01-4102-006-6450/60/70/80/90	
40-B263409	District 3 Real Estate Acquisition and Accessible Housing	3	3	Affordable Housing	MFB Taxable - Official Intent #2		Housing and Community Development	Housing		IN REVIEW					#CALC!	$ 161,000.00	$ 161,000.00	$ -	$ -	$ -	$ 161,000.00	$ 161,000.00	$ -	$ -	$ -	$ 161,000.00	$ -		DISTRICT 3	
40-B213420	5215 W Flagler Affordable Housing	4	4	Affordable Housing	MFB Taxable - Official Intent #2	None	Real Estate and Asset Management	10- Administrative Close-Out		COMPLETE	10-Jun-21	31-Oct-23	31-Oct-23	100.00%	$ 1,497,128.75	$ 1,497,128.75	$ 1,497,128.75	$ 1,497,128.75	$ -	$ 1,497,128.75	$ -	$ 1,497,128.75	$ 1,497,128.75	$ -	$ 1,497,128.75	$ -	$ -		5215 WEST FLAGLER STREET	
40-B243103	5350 West Flagler Street and Const. (FlaglerVillas 2)	4	4	Affordable Housing	MFB Taxable - Official Intent #2	None	Housing and Community Development	01- Planning		ON TRACK	16-Nov-23	30-Sep-28	30-Sep-28	0.00%	$ 5,119,627.00	$ 10,845,000.00	$ 10,845,000.00	$ 5,119,627.00	$ -	$ 5,119,627.00	$ 5,725,373.00	$ 10,845,000.00	$ 5,119,627.00	$ -	$ 5,119,627.00	$ 5,725,373.00	$ -		5350 West Flagler Street	
40-B213414A	D4 Affordable Housing Land Acquisition	4	4	Affordable Housing	MFB Taxable - Official Intent #1	None	Real Estate and Asset Management	01- Planning		IN REVIEW	27-Jun-19	30-Sep-26	30-Sep-26	50.00%	$ 101,790.00	$ 850,000.00	$ 850,000.00	$ 101,790.00	$ -	$ 101,790.00	$ 748,210.00	$ 850,000.00	$ 101,790.00	$ -	$ 101,790.00	$ 748,210.00	$ -		50 SW 68 AVE	
91-280033	1465 NW 60 St - (DS)	5	5	Affordable Housing	MFB Taxable - Official Intent #6		Housing and Community Development	Housing		COMPLETE			0-Jan-00	100%	#CALC!	$ 48,439.45	$ 48,439.45	$ 48,439.45	$ -	$ 48,439.45	$ -	$ 48,439.45	$ 48,439.45	$ -	$ 48,439.45	$ -	$ -		1465 NW 60 St	
91-280031	1544 NW 58 Ter - (DS)	5	5	Affordable Housing	MFB Taxable - Official Intent #6		Housing and Community Development	Housing		ON TRACK			0-Jan-00	0%	#CALC!	$ 103,311.60	$ 103,311.60	$ 27,105.00	$ -	$ 27,105.00	$ 76,206.60	$ 103,311.60	$ 27,105.00	$ -	$ 27,105.00	$ 76,206.60	$ -		1544 NW 58 Ter	
91-280037	1755 NW 2 Court (A) - (DS)	5	5	Affordable Housing	MFB Taxable - Official Intent #6		Housing and Community Development	Housing		ON TRACK			0-Jan-00	0.00%	#CALC!	$ 315,896.18	$ 315,896.18	$ 2,058.08	$ -	$ 2,058.08	$ 313,838.10	$ 315,896.18	$ 2,058.08	$ -	$ 2,058.08	$ 313,838.10	$ -		1755 NW 2 Court	
91-280034	3431 NW 6 Ave - (DS)	5	5	Affordable Housing	MFB Taxable - Official Intent #6		Housing and Community Development	Housing		CANCELLED			0-Jan-00	site was replaced with 4766 NW 7 CT	#CALC!	$ 6,518.55	$ 6,518.55	$ 6,518.55	$ -	$ 6,518.55	$ -	$ 6,518.55	$ 6,518.55	$ -	$ 6,518.55	$ -	$ -		3431 NW 6 Ave	
91-280032	411 NE 69 ST - (DS)	5	5	Affordable Housing	MFB Taxable - Official Intent #6		Housing and Community Development	Housing		ON TRACK			0-Jan-00	0.00%	#CALC!	$ 361,498.58	$ 361,498.58	$ 27,493.00	$ -	$ 27,493.00	$ 334,005.58	$ 361,498.58	$ 27,493.00	$ -	$ 27,493.00	$ 334,005.58	$ -		411 NE 69 ST	
40-B223127	Miami Forever Bond Homeowner Preservation Program Project Management	Citywide	Citywide	Affordable Housing	MFB Taxable - Official Intent #2		Office of Capital Improvements	07- Construction	None	COMPLETE	9-Jun-22	30-Sep-24	31-Jul-26	100.00%	$ 198,359.34	$ 200,000.00	$ 200,000.00	$ 198,359.34	$ -	$ 198,359.34	$ 1,640.66	$ 200,000.00	$ 198,359.34	$ -	$ 198,359.34	$ 1,640.66	$ -		PM Services HPP Program	Correct Estimate in Ebuilder. Please see note for 91-180004
91-280040	Corey L. Johnson	5	5	Affordable Housing	MFB Taxable - Official Intent #2		Housing and Community Development	Housing		COMPLETE			0-Jan-00	100.00%	#CALC!	$ 137,498.00	$ 137,498.00	$ 137,498.00	$ -	$ 137,498.00	$ -	$ 137,498.00	$ 137,498.00	$ -	$ 137,498.00	$ -	$ -		1750 NW 52 Street	
91-280038	Patricia A. Lott	5	5	Affordable Housing	MFB Taxable - Official Intent #2		Housing and Community Development	Housing		COMPLETE			0-Jan-00	100.00%	#CALC!	$ 52,248.00	$ 52,248.00	$ 52,248.00	$ -	$ 52,248.00	$ -	$ 52,248.00	$ 52,248.00	$ -	$ 52,248.00	$ -	$ -		278 NW 53 Street	
91-280042	Roody Meme	5	5	Affordable Housing	MFB Taxable - Official Intent #2		Housing and Community Development	Housing		IN REVIEW			0-Jan-00		#CALC!	$ 37,498.00	$ 37,498.00	$ 37,498.00	$ -	$ 37,498.00	$ -	$ 37,498.00	$ 37,498.00	$ -	$ 37,498.00	$ -	$ -		5435 NW 1 Court	
91-280041	Rupert J. Alexander	5	5	Affordable Housing	MFB Taxable - Official Intent #2		Housing and Community Development	Housing		IN REVIEW			0-Jan-00		#CALC!	$ 16,730.00	$ 16,730.00	$ 16,730.00	$ -	$ 16,730.00	$ -	$ 16,730.00	$ 16,730.00	$ -	$ 16,730.00	$ -	$ -		5437 NW 1 Court	
91-280039	Shemeka N. Wilson	5	5	Affordable Housing	MFB Taxable - Official Intent #2		Housing and Community Development	Housing		COMPLETE			0-Jan-00	100.00%	#CALC!	$ 102,248.00	$ 102,248.00	$ 102,248.00	$ -	$ 102,248.00	$ -	$ 102,248.00	$ 102,248.00	$ -	$ 102,248.00	$ -	$ -		276 NW 53 Street	
91-280043	1465 NW 60 St (B) - (DS)	5	5	Affordable Housing	MFB Taxable - Official Intent #6		Housing and Community Development	Housing		IN REVIEW			0-Jan-00		#CALC!	$ 48,439.46	$ 48,439.46	$ -	$ -	$ -	$ 48,439.46	$ 48,439.46	$ -	$ -	$ -	$ 48,439.46	$ -		1465 NW 60 St	
91-280044	1755 NW 2 Court (B) - (DS)	5	5	Affordable Housing	MFB Taxable - Official Intent #6		Housing and Community Development	Housing		IN REVIEW			0-Jan-00		#CALC!	$ 315,896.18	$ 315,896.18	$ 250.09	$ -	$ 250.09	$ 315,646.09	$ 315,896.18	$ 250.09	$ -	$ 250.09	$ 315,646.09	$ -		1755 NW 2 Court	
																$ 1,082,077,711.99	$ 385,299,731.54	$ 120,796,909.31	$ 88,109,783.25	$ 208,906,692.56	$ 176,393,038.98	$ 776,847,106.13	$ 233,405,737.57	$ 177,207,864.64	$ 410,613,602.21	$ 366,233,503.92	$ (293,135,300.52)			

Sea Level Rise and Flood Prevention - Miami Forever Bond Funding Allocation per District

As of December 2025

	Sea Level Rise and Flood Prevention Distribution Per District						
	Citywide	D1	D2	D3	D4	D5	Total
Funding allocated by District and Citywide	**$ 25,000,000**	**$ 33,400,000**	**$ 33,400,000**	**$ 33,400,000**	**$ 33,400,000**	**$ 33,400,000**	**$ 192,000,000**
Cost of Issuance based on 2%	*$500,000*	*$668,000*	*$668,000*	*$668,000*	*$668,000*	*$668,000*	*$3,840,000*
Total Funding (less the cost of issuance)	**$24,500,000**	**$32,732,000**	**$32,732,000**	**$32,732,000**	**$32,732,000**	**$32,732,000**	**$188,160,000**
Funds Remaining (after Group 1 & 2 Allocations)*	**$21,498,703**	**$30,364,379**	**$28,273,515**	**$31,382,269**	**$4,245,358**	**$31,728,848**	**$147,493,072**
Proposed Allocation Group 3 **	**$11,602,410**	**$17,477,000**	**$28,276,000**	**$12,023,000**	**$375,000**	**$19,682,000**	**$89,435,410**
Funds Remaining (after Group 3 Allocations)**	**$9,896,293**	**$12,887,379**	**-$2,485**	**$19,359,269**	**$3,870,358**	**$12,046,848**	**$58,057,662**
Future Matching Funds Needs***	**$9,889,590**	**$12,887,000**	**$0**	**$19,264,137**	**$3,872,000**	**$12,048,000**	**$57,960,727**
MFB Funds Remaining Post Group 4 (Sept 7th)	**$6,703**	**$379**	**-$2,485**	**$95,132**	**-$1,642**	**-$1,152**	**$96,935**

	Project Number	Projects Name	Citywide	D1	D2	D3	D4	D5	Total	Award
Group 1 Allocations *	40-B183611	NW 17 Street from NW 27 AVE to NW 32 AVE - Road & Drainage Construction		$1,797,928					$1,797,928	3052
	40-B30737	Fairview Flood Mitigation Phase II Pump Station			$1,800,000				$1,800,000	3052
	40-B193802	Brickell Bay Drive			$1,000,000				$1,000,000	3052
	40-B193803	Jose Marti Park Flood Mitigation Study and Design				$940,000			$940,000	3052
	40-B193800	Immediate Flood Control: Install Backflow Valves (Phase 1)	$5,757	$201,248	$1,505,236	$294,216	$0	$450,543	$2,457,000	3052
	40-B193801	Improve Drainage Outside of Priority Drainage Basins (Phase 1)	$8,540	$368,445	$153,249	$115,515	$1,101,642	$552,609	$2,300,000	3052
	Group 1 Totals		**$14,297**	**$2,367,621**	**$4,458,485**	**$1,349,731**	**$1,101,642**	**$1,003,152**	**$10,294,928**	
Group 2 Allocations *	40-B233800	SW 56 Ave from SW 8 St to W Flagler St					$975,000		$975,000	3053
	40-B223801	East Flagami Flood Mitigation					$15,000,000		$15,000,000	3053
	40-B223802	Auburndale Flood Mitigation Project					$10,000,000		$10,000,000	3053
	40-B233801	SW 49 Ave from SW 8 St to W Flagler St					$850,000		$850,000	3053
	40-B50413	SW 24 St from 27 Ave to SW 32nd Ave	$970,000				$560,000		$1,530,000	3053
	40-B50412	SW 23 Terrace from SW 27 Avenue to SW 32 Avenue (Mayor approved allocation for D4 under CW)	$17,000						$17,000	3052
	40-B243600	Tamiami Blvd Roadway Drainage Improvements	$2,000,000						$2,000,000	3053
	Group 2 Totals		**$2,987,000**	**$0**	**$0**	**$0**	**$27,385,000**	**$0**	**$30,372,000**	
Group 3 Proposed Allocations **	40-B233821	Mary Brickell Village Drainage Improvements Phase 2	$2,246,000						$2,246,000	3053
	40-B233822	Localized Flooding Improvements Citywide (Added $375k per R24-0469)	$4,574,820				$375,000		$4,949,820	3053
	40-B233823	E & W Glencoe Street, S Bayshore Ct Flood Improvements	$350,000						$350,000	3053
	40-B233806	Immediate Flood Control: Install Backflow Valves CW		$162,000	$1,250,000			$584,000	$1,996,000	3053
	40-B183611	NW 17 Street from NW 27 AVE to NW 32 AVE - Road & Drainage Construction		$3,659,000					$3,659,000	3053
	40-B183611A	NW 17 Street from NW 32 to NW 37 Avenue		$2,853,000					$2,853,000	3053
	40-B50904	NW 7 Street Road from NW North River Drive to South of NW 9 Avenue		$1,552,000					$1,552,000	3053
	40-B233813	North Grapeland Heights Seawall (NGHS) at NW 13 Street and NW 32nd Ave. - D1		$146,000					$146,000	3053
	40-B233815	Allapattah Flood Improvements - NW 7 Ave to 14 Ave, NW 23 St to 31 St		$5,334,000					$5,334,000	3053
	40-B233816	Melrose Flood Improvements Phase 1, NW 23 Ave to NW 19 Ave, NW 34 St to NW 30 St (Pump Station)		$3,530,000					$3,530,000	3053
	40-B193802	Brickell Bay Drive	$750,000		$9,085,000				$9,835,000	3053
	40-B233805	Edgewater Flood Improvements Phase I - NE 4 Ave to Biscayne Bay, NE 22 St to NE 24 St (Pump Station)	$1,808,590		$8,556,000				$10,364,590	3053
	40-B233809	Brickell and Coconut Grove Seawalls between SE 25th Rd to Mathenson Ave. and Biscayne Bay - D2			$830,000				$830,000	3053
	40-B233810	Replacement of 8 Seawalls in Edgewater between NE 22 St to NE 34 St. along Biscayne Bay - D2			$1,556,000				$1,556,000	3053
	40-B233811	Replacement of Seawalls Morningside between NE 55 Terr, NE 65 St and Biscayne Bay - D2			$609,000				$609,000	3053
	40-B30737	South Bayshore Lane/Fairview Street - East and West			$6,390,000				$6,390,000	3053
	40-B193500	Jose Marti Park Seawall, Shoreline, and Flood Improvements- Construction				$3,000,000			$3,000,000	3053
	40-B233804	East Little Havana Flood Improvements - W 12 Ave to W 17 Ave, NW 2 St to SW 6 St (Pump Station)				$8,132,000			$8,132,000	3053
	40-B233606	8 Street Flood Improvements - SW 17 Ave to SW 22 Ave, SW 5 St to SW 12 St				$891,000			$891,000	3053
	40-B233801	SW 49 Ave from SW 8 St to W Flagler St (Re-appropriated $375k to 233822 by R-24-0469)					$0		$0	3053
	40-B233803	Shorecrest South Flood Improvements - NE 8 Ct to NE Bayshore Ct, NE Little River Dr to NE 79 St (Pump Station)	$1,767,000	$241,000				$9,317,000	$11,325,000	3053
	40-B233812	Replacement of Seawalls Shorecrest between NE 84 St and Ademar Canal; NE Bayshore Dr. and Davis Canal - D5	$106,000					$903,000	$1,009,000	3053
	40-B233814	South-West Wynwood Flood Improvements - NW 3 Ave to NW 5 Pl, NW 16 St to NW 28 St (Pump Station)						$5,072,000	$5,072,000	3053
	40-B233817	Clemente Park Flood Improvements - Miami Ave to NW 2 Ave and NW 30 St to 36 St						$3,789,000	$3,789,000	3053
	40-B193501	Little River Mini Park (Outfall Connection)						$17,000	$17,000	3053
	Group 3 Totals		**$11,602,410**	**$17,477,000**	**$28,276,000**	**$12,023,000**	**$375,000**	**$19,682,000**	**$89,435,410**	
Sept 7 Budget Hearing MFB - SLRFP (R-24-0328)***	40-B173511A	Morningside Park Baywalk - Sea Level Rise Flood Prevention	5,305,000.00						5,305,000.00	3053
	40-B30737	Fairview Flood Mitigation Phase II Pump Station (Per R-24-0328)	1,213,000.00						1,213,000.00	3053
	40-B233815	Allapattah Flood Improvements - NW 7 Ave to 14 Ave, NW 23 St to 31 St		10,355,000.00					10,355,000.00	3069
	40-B233816	Melrose Flood Improvements Phase I, NW 23 Ave to NW 19 Ave, NW 34 St to NW 30 St (Pump Station)		2,532,000.00					2,532,000.00	3069
	40-B233804	East Little Havana Flood Improvements - W 12 Ave to W 17 Ave, NW 2 St to SW 6 St (Pump Station)				14,358,000.00			14,358,000.00	3069
	40-B233606	8th Street Flood Improvements - SW 17 Ave to SW 22 Ave, SW 5 St to SW 12 St				400,137.00			400,137.00	3053 & 3069
	40-B233819	D3 Localized Flooding				4,506,000.00			4,506,000.00	3069
	40-B223801	East Flagami Flood Mitigation (40-B223801)	*3,371,590.00*				700,000.00		4,071,590.00	3052
	40-B173613	Golden Pines (South Golden Pines No Outlet Streets Improvements)					3,172,000.00		3,172,000.00	3053
	40-B233814	South-West Wynwood Flood Improvements - NW 3 Ave to NW 5 Pl, NW 16 St to NW 28 St (Pump Station) (40-						6,767,000.00	6,767,000.00	3069
	40-B233817	Clemente Park Flood Improvements - Miami Ave to NW 2 Ave and NW 30 St to 36 St						3,579,000.00	3,579,000.00	3069
	40-B253800	NE 75 Street Flood Improvements - Miami Ave to NE 2 Ave - Partial SWMP recommendations (40-BTBD)						0.00	0.00	3069
	40-B233812	Replacement of Seawalls Shorecrest between NE 84 St and Ademar Canal; NE Bayshore Dr. and Davis Canal - D5						1,702,000.00	1,702,000.00	3069
	Group 4 (Sept 7th)		**$9,889,590**	**$12,887,000**	**$0**	**$19,264,137**	**$3,872,000**	**$12,048,000**	**$57,960,727**	

TOTALS SUMMARY

Total Project Funds	$24,493,297	$32,731,621	$32,734,485	$32,636,868	$32,733,642	$32,733,152	$188,063,065
Total 2% Cost of Issuance	$500,000	$668,000	$668,000	$668,000	$668,000	$668,000	$3,840,000
Total Allocations SLRFP	$24,993,297	$33,399,621	$33,402,485	$33,304,868	$33,401,642	$33,401,152	$191,903,065

Public Safety - Miami Forever Bond Funding Allocations

	MFB Public Safety Distribution						
	Citywide	D1	D2	D3	D4	D5	Total
Funding	**$7,000,000**	**$0**	**$0**	**$0**	**$0**	**$0**	**$7,000,000**
Cost of Issuance based on 2%	*$140,000*	*$0*	*$0*	*$0*	*$0*	*$0*	**$140,000**
Total Funding (minus the cost of issuance)	**$6,860,000**	**$0**	**$0**	**$0**	**$0**	**$0**	**$6,860,000**
Funds Remaining (after Group 1 Allocation)	$6,440,000	$0	$0	$0	$0	$0	$6,440,000
Proposed Allocation Group 3 (Sept 7th	$850,000	$0	$0	$0	$0	$0	$850,000
MFB Funds Remaining Post Sept 7th - FUTURE FUNDING REQUIRED	$5,590,000	$0	$0	$0	$0	$0	$5,590,000
MFB Funds Remaining Post Group 2 Funding	$0	$0	$0	$0	$0	$0	$0

	Project Number	Projects Name	Citywide	D1	D2	D3	D4	D5	Total	Award
GROUP 1 - (R-18-0546 - 02/6/2019)	40-B193207	Fire Facilities Resiliency Project - Design	$420,000						$420,000	3052
	Group 1		**$420,000**	**$0**	**$0**	**$0**	**$0**	**$0**	**$420,000**	
GROUP 2 - Sept 7 Budget Hearing MFB - Public Safety (R-24-0328) - Series 2024C Issuace - July 11 2024 (R-24-0275)	40-B193207	Fire Facilities Resiliency Project - Design	$850,000						$850,000	3053
	Group 2 (Sept 7th)		**$850,000**	**$0**	**$0**	**$0**	**$0**	**$0**	**$850,000**	
GROUP 2 - Roadways & Public Safety - Pending	40-B193207	Fire Facilities Resiliency Project - Design	$5,590,000						$5,590,000	Pending
	Group 3 (Pending)		**$5,590,000**	**$0**	**$0**	**$0**	**$0**	**$0**	**$5,590,000**	

TOTALS SUMMARY

Total Project Funds	$6,860,000	$0	$0	$0	$0	$0	$6,860,000
Total 2% Cost of Issuance	$140,000	$0	$0	$0	$0	$0	$140,000
Total Allocations SLRFP	$7,000,000	$0	$0	$0	$0	$0	$7,000,000

Parks & Cultural Facilities - Miami Forever Bond Funding Allocation per District

As of April 2026

MIAMI FOREVER
GENERAL OBLIGATION BOND

	MFB Parks & Cultural Facilities Distribution Per District						
	Citywide	D1	D2	D3	D4	D5	Total
Funding	**$13,000,000**	**$13,000,000**	**$13,000,000**	**$13,000,000**	**$13,000,000**	**$13,000,000**	**$78,000,000**
Cost of Issuance based on 2%	*$260,000*	*$260,000*	*$260,000*	*$260,000*	*$260,000*	*$260,000*	$1,560,000
Total Funding (minus the cost of issuance)	**$12,740,000**	**$12,740,000**	**$12,740,000**	**$12,740,000**	**$12,740,000**	**$12,740,000**	**$76,440,000**
Funds Remaining (after Group 1 Allocation)	**$7,084,400**	**$11,194,371**	**$9,690,000**	**$9,620,000**	**$10,090,000**	**$4,852,000**	**$52,530,771**
Remainder Citywide split by District		$1,416,880	$1,416,880	$1,416,880	$1,416,880	$1,416,880	$7,084,400
Funds Remaining (including Citywide split)	$0	$12,611,251	$11,106,880	$11,036,880	$11,506,880	$6,268,880	$52,530,771
Funds Remaining (after Group 2 Allocation)	**$0**	**$11,194,371**	**$11,106,880**	**$11,036,880**	**$2,126,055**	**$6,268,880**	**$41,733,066**
Proposed Allocation Group 3 (Sept 7th)	**$0**	**$11,065,118**	**$11,000,000**	**$11,000,000**	**$1,994,175**	**$6,268,000**	**$41,327,293**
MFB Funds Remaining Post Group 3 Funding (Sept 7th)	**$0**	**$129,253**	**$106,880**	**$36,880**	**$131,880**	**$880**	**$405,773**

	Project Number	Projects Name	Citywide	D1	D2	D3	D4	D5	Total	Award
GROUP 1 - (R-18-0546 - 02/6/2019)	40-B40454C	Alice Wainwright Park Seawall and Baywalk (Reappro $105k to 40-B193512 per R-25-0251)			$2,545,000				$2,545,000	3052
	40-B193512	Armbrister Park Community Center Design (Added $105k per R-25-0251)			$505,000				$505,000	3052
	40-B183526	Bay of Pigs Park					$310,000		$310,000	3052
	40-B193516	Bryan Park Playground Renovations and Park Enhancements					$650,000		$650,000	3052
	40-B193508	City-wide Parks Access and Mobility Renovations	$2,212,000						$2,212,000	3052
	40-B193509	City-wide Parks Playground Renovations	$2,788,200						$2,788,200	3052
	40-B193510	City-wide Parks Roofing Reconstruction	$655,400						$655,400	3052
	40-B193514	Coral Way Park Expansion and Enhancements				$925,000			$925,000	3052
	40-B193511	Curtis Park Community Center Design		$371,000					$371,000	3052
	40-B40581	Douglas Park Community Center					$590,000		$590,000	3052
	40-B40510A	Legion Park Community Building Improvements						$825,000	$825,000	3052
	40-B40510	Legion Park Improvements						$263,000	$263,000	3052
	40-B17357	Maceo Park Boatramp - D1		$79,929					$79,929	3052
	40-B193513	Moore Park Gym Design and Construction						$6,800,000	$6,800,000	3052
	40-B193518	New Park at 2200 SW 9th AVE & 910 SW 22nd RD *(Withdrawn)*				*$1,000,000*			$1,000,000	3052
	40-B193517	New Park at 3699/3701 SW 1st AVE (Woodside)				$1,200,000			$1,200,000	3052
	40-B40543	PBA / Fern Isle Redevelopment		$244,700					$244,700	3052
	40-B193515	Riverside Park Renovations and Enhancements (Morazan Quesada)				$995,000			$995,000	3052
	40-B40563	Shenandoah Park Pool Renovation					$600,000		$600,000	3052
	40-B40566	Spring Garden Point Park Historic Building		$850,000					$850,000	3052
	40-B183505	West End Park Pool Enhancements					$500,000		$500,000	3052
		Withdrawn				*-$1,000,000*			*-$1,000,000*	
	Group 1		**$5,655,600**	**$1,545,629**	**$3,050,000**	**$3,120,000**	**$2,650,000**	**$7,888,000**	**$23,909,229**	
GROUP 2 - (R-22-0398 - 10/3/2022), (R-22-0422 - 10/18/2022), (R-23-0177 - 04/13/2022), (R-23-0549 - 12/24/2023)	40-B183526	Bay of Pigs Memorial Park Improvements (Reappro $4k to 40-B253503 per R-25-0251)					$171,000		$171,000	3053
	40-B213414	D4 Park Land Acquisition					$5,825		$5,825	3053
	40-B40581	Douglas Park Community Center					$3,000		$3,000	3053
	40-B233506	Fairlawn Community Park Phase 2					$750,000		$750,000	3053
	40-B233507	Shenandoah Playground Replacement					$750,000		$750,000	3053
	40-B193522A	Silver Bluff Dog Run Park					$354,000		$354,000	3053
	40-B183505A	West End Park Pool and Enhancements					$6,000,000		$6,000,000	3053
	40-B233513	Grapeland Park Heights		$1,416,880					$1,416,880	3053
	40-B233523	*Bayfront Park Fountain (Withdrawn)*			*$1,416,880*	*$1,416,880*			*$2,833,760*	*3053*
	40-B243516	District 4 Park Enhancements and Expansion					$1,347,000		$1,347,000	3053
		Withdrawn			*-$1,416,880*	*-$1,416,880*			*-$2,833,760*	
	Group 2		**$0**	**$1,416,880**	**$0**	**$0**	**$9,380,825**	**$0**	**$10,797,705**	
Sept 7 Budget Hearing MFB - Parks & Cultural Facilities (R-24-0328)/Feb 12th Reallocation(R-26-0065)	40-B193512A * New	Armbrister Park Community Center - Construction			$11,000,000				$11,000,000	3069
	40-B203509	Athalie Range Park Recreational Center - Construction						$3,768,000	$3,768,000	3053
	40-B233505	Ruben Dario New Park Development - Deallocated per(R-26-0065) & (R-26-0165)				$10,505			$10,505	3069
	40-B253502	District 3 Park Enhancements and Expansion - Appropriated per (R-26-0165), reappropriated per (R-26-0170)				$0			$0	3069
	40-B263538	Domino Park - Reappropriated per (R-26-0170)				$2,000,000			$2,000,000	3069
	40-B263539	Fisherman Park - Reappropriated per (R-26-0170)				$1,000,000			$1,000,000	3069
	40-B263540	Tibor and Sheila Park (1814 Brickell) - Reappropriated per (R-26-0170)				$288,000			$288,000	3069
	40-B243609	Cuban Memorial - Reappropriated per (R-26-0170)				$151,495			$151,495	3069
	40-B193517	New Park at 3699/3701 SW 1st AVE (Woodside)				$2,500,000			$2,500,000	3069
	40-B193511A * New	Curtis Park Community Center- Construction		$11,065,118					$11,065,118	3069
	40-B253506	Little Haiti Cultural Center Roof						$2,500,000	$2,500,000	3069
	40-B253503	Robert King High - Phase I *(Added $4,000 to R-25-0251)*					$0		$0	3069
	40-B253511	Bryan Park Enhancement (Dedicated Pickleball Courts)					$300,000		$300,000	3053
	40-B253509	Douglas Park Dog Run					$280,000		$280,000	3053
	40-B243516	District 4 Park Enhancements and Expansion					$364,175		$364,175	3053
	40-B253510	Poet Juan Napoles Fajardo Sculpture					$50,000		$50,000	3053
	40-B243516	District 4 Park Enhancements and Expansion					$647,000		$647,000	3069
	40-B193522A	Silver Bluff Dog Run Park					$353,000		$353,000	3069
	40-B263512	Ruben Dario Park (Renovations) - Reappropriated per (R-26-0065)				$1,500,000			$1,500,000	3069
	40-B263513	Riverside Park (Morazan Quesada) - Part 2 - Repairs - Reappropriated per (R-26-0065)				$1,300,000			$1,300,000	3069
	40-B263514	Jose Marti Park- Reappropriated per (R-26-0065)				$1,250,000			$1,250,000	3069
	40-B263515	Triangle Park - Reappropriated per (R-26-0065) & (R-26-0170)				$1,000,000			$1,000,000	3069
	Group 3 (Sept 7th + Nov Amend + Feb 26 Amend)		**$0**	**$11,065,118**	**$11,000,000**	**$11,000,000**	**$1,994,175**	**$6,268,000**	**$41,327,293**	

TOTALS SUMMARY

Total Project Funds	$5,655,600	$14,027,627	$14,050,000	$14,120,000	$14,025,000	$14,156,000	$76,034,227
Total 2% Cost of Issuance	$260,000	$260,000	$260,000	$260,000	$260,000	$260,000	$1,560,000
Total Allocations Parks	$5,915,600	$14,287,627	$14,310,000	$14,380,000	$14,285,000	$14,416,000	$77,594,227

Roadways - Miami Forever Bond Funding Allocations

MIAMI FOREVER
GENERAL OBLIGATION BOND

	MFB Roadways Distribution						
	Citywide Allocation	D1	D2	D3	D4	D5	Total
Funding	**$23,000,000**	**$0**	**$0**	**$0**	**$0**	**$0**	**$23,000,000**
Cost of Issuance based on 2%	*$460,000*	*$0*	*$0*	*$0*	*$0*	*$0*	**$460,000**
Total Funding (minus the cost of issuance)	**$22,540,000**	**$0**	**$0**	**$0**	**$0**	**$0**	**$22,540,000**
Funds Remaining (after Group 1 Allocation)	$14,949,818	$0	$0	$0	$0	$0	$14,949,818
Proposed Allocation Group 2	$14,949,000	$0	$0	$0	$0	$0	$0
MFB Funds Remaining Post Group 2 Funding	$818	$0	$0	$0	$0	$0	$818

	Project Number	Projects Name	Citywide	D1	D2	D3	D4	D5	Total	Award
GROUP 1 - (R-18-0546 - 02/6/2019)	40-B193622	Very Poor Condition Roads - Outside Priority Drainage Basins - Phase I (Reapp. $659k to 40-B50413 per R-25-0251)	$6,866,182						$6,866,182	3052
	Group 1		**$6,866,182**	**$0**	**$0**	**$0**	**$0**	**$0**	**$6,866,182**	
Reappropriation - (R-25-0251 - 07/10/2025)	40-B50413	SW 24 Street from SW 27 Avenue to SW 32 Avenue	$659,000						$659,000	3052
Reappropriation - (R-25-0481 - 07/10/2025)	40-B233803	Shorecrest South Flood Improvements - NE 8 Ct to NE Bayshore Ct, NE Little River Dr to NE 79 St (Pump Station)	$65,000						$65,000	3052
	Group 1		**$724,000**	**$0**	**$0**	**$0**	**$0**	**$0**	**$724,000**	
Group 2 - Intent (Proposed)	40-B183603	Miami River Greenway Curtis Park East	$893,000						$893,000	Pending
Group 2 - Intent (Proposed)	40-B233601	Miami River Greenway - NW N River Dr from NW 22 Ave to NW 19 Ave	$1,069,250						$1,069,250	Pending
Group 2 - Intent (Proposed)	40-B233805	Edgewater Flood Improvements Phase I - NE 4 Ave to Biscayne Bay, NE 22 St to NE 24 St (Pump Station)	$7,100,000						$7,100,000	Pending
Group 2 - Intent (Proposed)	40-B173619	SW 15 Road from SW 3 Avenue and SW 11 Street	$1,962,250						$1,962,250	Pending
Group 2 - Intent (Proposed)	40-B173613	South Golden Pines No Outlet Streets Improvements	$1,962,250						$1,962,250	Pending
Group 2 - Intent (Proposed)	40-B50906	NE 3 Avenue from NE 54 Street to NE 58 Terrace	$457,000.00						$457,000	Pending
Group 2 - Intent (Proposed)	Pending	District 5 Roadway Improvement Project	$1,505,250.00						$1,505,250	Pending
	Group 2		**$14,949,000**	**$0**	**$0**	**$0**	**$0**	**$0**	**$1,962,250**	
	TOTALS SUMMARY	Total Project Funds	$22,539,182	$0	$0	$0	$0	$0	$7,590,182	
		Total 2% Cost of Issuance	$460,000	$0	$0	$0	$0	$0	$450,784	
		Total Allocations Roadways	$22,999,182	$0	$0	$0	$0	$0	$8,040,966	

Affordable Housing - Miami Forever Bond Funding Allocation per District

As of April 2026

	MFB Distribution Per District					
	D1	D2	D3	D4	D5	Total
Funding	**$ 21,160,000**	**$ 14,230,000**	**$ 21,600,000**	**$ 18,930,000**	**$ 24,080,000**	**$ 100,000,000**
Est. Cost of Issuance based on 2%	*$ 423,200*	*$ 284,600*	*$ 432,000*	*$ 378,600*	*$ 481,600*	***$2,000,000***
Total Funding (minus the cost of issuance)	**$ 20,736,800**	**$ 13,945,400**	**$ 21,168,000**	**$ 18,551,400**	**$ 23,598,400**	**$ 98,000,000**
Funds Remaining allocated per District	$ -	$ 2,137,740	$ 562	$ (59,447)	$ 3,137,040	$5,215,894.54

	Projects	Location	D1	D2	D3	D4	D5	Total		
Group 1 Allocations (R-18-0546 02/06/2019), Ref. Allocatation R-19-0248	Vineyard Village	3372 NW 17 Ave. (Withdrawn)	$ 1,871,000					$1,871,000	Affordable Housing & Economic Dev $8,000,000	
	Platform 3750 - **91-180002**	3750 S. Dixie Hwy.		$ 3,500,000				$3,500,000		
	The Gallery at River Parc - **91-180000**	NW 13 Ct & 7 St.			$ 800,000			$800,000		
	Liberty Square Phase III - **91-180003**	1201 NW 65 St					$ 750,000	$750,000		
	50 SW 68 AVE - **40-B213414A**	50 SW 68 AVE (09/2024)				$ 850,000		$850,000		
	337 Apartments LLC*	337 NW 11th Ave (Withdrawn)			$ 229,000			$229,000		2465
	Residence At Dr. King Blvd. - **91-180001**	MLB Blvd. % 15 Ave.					$ 2,000,000	$2,000,000		
	Liberty Renaissance	NW 61 St & 13 Ave (Withdrawn)					$ 1,000,000	$1,000,000		
	Homeownership Preservation Program	Distributed by CDBG	$ 829,895	$ 558,101	$ 847,152	$ 742,435	$ 944,418	$ 3,922,001		
	Homeownership Preservation Program - Gordian Group	Distributed by CDBG	$ 16,505	$ 11,099	$ 16,848	$ 14,765	$ 18,782	$ 77,999		
	Total Allocated Group 1 Declaration of Intent							***$ 15,000,000***		
	Withdrawn Projects		*$ (1,871,000)*		*$ (229,000)*		*$ (1,000,000)*	*$ (3,100,000)*		
	Group 1 Intent Allocated Totals		**$ 846,400**	**$ 4,069,200**	**$ 1,664,000**	**$ 1,607,200**	**$ 3,713,200**	**$11,900,000**		
Group 2 Allocations (R-21-0046 01/29/2021)	Sawyer Landing - (R-21-0047 / R-21-0209) - **91-280000**	249 NW 6 St					$ 7,500,000	$7,500,000.00		
	Land Acquisition - (R-21-0156) - **40-B213419**	1251 SOUTHWEST 7 STREET (FOLIO NO. 01-4102-011-0370), 1261 SOUTHWEST 7 STREET (FOLIO NO. 01-4102-011-0361), 1269 SOUTHWEST 7 STREET (FOLIO NO. 01-4102-011-0360), AND 643 SOUTHWEST 13 AVENUE (FOLIO NO. 01-4102-011-0340)			$ 2,266,058			$2,266,058.00		
	Essence Miami - (R-21-0222) - **91-280001**	829 SOUTHWEST 8TH STREET, 845 SOUTHWEST 8TH STREET, AND 847 SOUTHWEST 8TH STREET			$ 5,000,000			$5,000,000.00		
	Land Acquisition - (R-21-0229) - **40-B213420**	5215 WEST FLAGLER STREET				$ 1,505,000		$1,505,000.00		
	1251 SOUTHWEST 7TH STREET AND 1380 NORTHWEST 6TH STREET** - (R-21-0320) - **40-B213421**	1251 SOUTHWEST 7TH STREET AND 1380 NORTHWEST 6TH STREET			480,164.40			$480,164.40		
	District 3 Real Estate Acquisition and Accessible Housing - (R-26-0165) - **40-B263409**	Various			161,000.00			$161,000.00		
	The Citadelle - (R-22-0043) - ***Project # Pending***	181 NE 82 St.					$ 2,000,000	$2,000,000.00		
	District 5 Homeownership Loan Program (22-0211) - ***Project # Pending***	Various					$ 3,000,000	$3,000,000.00		2750
	Wynwood Works, LLC- (R-22-0283) - **91-280011**	2043 N MIAMI AVE, 2045 N MIAMI AVE, 2037 N MIAMI AVE		$ 3,500,000				$3,500,000.00		
	District 4 Infill New construction (R-23-0071 + R-23-0123)) - **91-280002 - 280007**	(City Commission 2/9/23)- 632 SW 63 AVENUE, 700 SW 63 AVENUE + 6 Homes & First-Time Homebuyer Expanded Program				$ 2,515,787		$2,515,787.06		
	Yaeger Plaza Partners, LLC. (R-23-0343) - **91-280047**	1199 NW 62 ST					$ 3,000,000	$3,000,000.00		
	5350 W Flagler ST (R-23-0519) **- 40-B243103**	5350 W Flagler ST				$ 5,145,000		$5,145,000.00		
	5215 WEST FLAGLER STREET Construction - (R-24-0373), Partially Deobligated per File ID: 17236 (R-25-0066) **- 91-280028**	5215 WEST FLAGLER STREET				$ 2,100,000		$2,100,000.00		
	Homeownership Preservation Program - PM - (22-0209) - **40-B223127**	Distributed by CDBG	$ 42,320	$ 28,460	$ 43,200	$ 37,860	$ 48,160	$200,000.00		
	Total Allocated Group 2 Declaration of Intent							***$38,200,000.00***		
	Group 2 Intent Allocated Totals		**$42,320**	**$3,528,460**	**$7,950,422**	**$11,303,647**	**$15,548,160**	**$38,373,009**		
	Pending approved allocation to projects (G2)							-$173,009.46		
Group 3 Allocations (R-24-0119)	Dulce Vida Project (R-24-0119) **- 91-380046**	1785 NW 35 STREET	$ 15,000,000.00					$15,000,000	3204	
	Total Allocated Group 3 Declaration of Intent							***$15,000,000.00***		
	Group 3 Intent Allocated Totals		**$15,000,000**	**$0**	**$0**	**$0**	**$0**	**$15,000,000**		
Group 4 Allocations (FEB 13 2025)	Land Acq- SW 7-8th ST Assemblage (Per File ID: 17211, R-25-0038, R-25-0021) **- Project # 40-B183416**	01-4102-006-6450, 01-4102-006-6460, 01-4102-006-6470, 01-4102-006-6480 and 01-4102-006-6490			$ 6,163,016			$6,163,016	3114	
	Total Allocated Group 4 Declaration of Intent							***$6,163,016.00***		
	Group 4 Intent Allocated Totals		**$0**	**$0**	**$6,163,016**	**$0**	**$0**	**$6,163,016**		
Group 5 Allocations (FEB 27 2025)	5350 W Flagler Street Const. (FlaglerVillas 2) (Per File ID: 17237, R-25-0061) **- Project # 40-B243103**	5350 W Flagler ST				$ 5,700,000.00		$5,700,000	3137	
	Total Allocated Group 5 Declaration of Intent							***$5,700,000.00***		
	Group 5 Intent Allocated Totals		**$0**	**$0**	**$0**	**$5,700,000**	**$0**	**$5,700,000**		
Group 6 Allocations (March 13 2025)	Grove Bahamas Place - Grove Prosperity Partners (R-25-0104) **- 91-280027**	3659 Grand Ave, 3655 Grand Ave, and 3650 Florida Ave		$ 4,210,000.00				$4,210,000	3139	
	D5 Infil Homes (R-25-0067) **- 91-280031-91-280034**	1544 NW 58 Ter, 411 NE 69 ST, 1465 NW 60 St, 3431 NW 6 Ave)					$ 1,200,000.00	$1,200,000	3138	
	Total Allocated Group 6 Declaration of Intent							***$5,410,000.00***		
	Group 6 Intent Allocated Totals		**$0**	**$4,210,000**	**$0**	**$0**	**$1,200,000**	**$5,410,000**		
Group 7 Allocations (May 8 2025)	Essence Miami - (R-25-0174) - **91-280001**	829 SOUTHWEST 8TH STREET, 845 SOUTHWEST 8TH STREET, AND 847 SOUTHWEST 8TH STREET			$ 5,390,000.00			$5,390,000	3136	
	Total Allocated Group 7 Declaration of Intent							***$5,390,000.00***		
	Group 7 Intent Allocated Totals		**$0**	**$0**	**$5,390,000**	**$0**	**$0**	**$5,390,000**		
Group 8 Allocations (Dec 11 2025)	Gallery At Wagner Creek - (R-25-0525) **- Pending Revision (File ID 19075)**	1500 NORTHWEST 12 AVENUE	$4,848,080.00					$4,848,080	Pending Award Setup	
	Total Allocated Group 8 Declaration of Intent							***$4,848,080.00***		
	Group 8 Intent Allocated Totals		**$4,848,080**	**$0**	**$0**	**$0**	**$0**	**$4,848,080**		

Miami Forever Bond - OCI Managed Projects

Expenditures Projection January 2026 With Actual Expenditures from Jan. 2026 through April 2026

Project Number	Project Name	District	Award Number	Award Name	Award Start Date	Award End Date	Budget	Actual	Encumbrances	Total Cost	Available 22DEC2025	Phase	MFB Project Status	Grants	MFB Previously Spent	Projected Total Expenditures	MFB Funds Percentage	Projected Expenditures Activity
40-B203509	Athalie Range Park - New Recreation Building D5	5	3053	Miami Forever Bond - Series 2024A - Tax-exempt Issuance	21-Dec-21	12-Jun-27	$ 3,768,000.00	$ 198,275.15	$ 51,708.66	$ 249,983.81	$ 3,518,016.19	04- Dry-Run/Permit	CONCERN	HUD	$ 198,275.15	$ -	80%	Design
												On Hold						Actual Costs
40-B193511	Curtis Park Community Center Design	1	3052	Miami Forever Bond - Series 2024B Taxable Issuance	13-Dec-18	12-Jun-27	$ 371,000.00	$ 370,968.17	$ -	$ 370,968.17	$ 31.83	06- Pre-Construction	ON TRACK	N/A	$ 370,968.17	$ -	2%	N/A
40-B193511A	Curtis Park Community Center - Construction	1	3069	Miami Forever Bond - Series 2024C ¿ Tax-exempt Issuance	1-Aug-24	1-Aug-27	$ 11,036,118.00	$ -	$ 11,036,118.00	$ 11,036,118.00	$ -	06- Pre-Construction	ON TRACK	N/A	$ -	$ 11,036,118.00	72%	Construction
												07- Construction						Actual Costs
40-B40581	Douglas Park Community Center	4	3052	Miami Forever Bond - Series 2024B Taxable Issuance	13-Dec-18	12-Jun-27	$ 590,000.00	$ 300,281.42	$ 289,718.58	$ 590,000.00	$ -	04- Dry-Run/Permit	CONCERN	HUD	$ 300,281.42	$ -	34%	Design
40-B40581	Douglas Park Community Center	1	3053	Miami Forever Bond - Series 2024A - Tax-exempt Issuance	21-Dec-21	12-Jun-27	$ 3,000.00	$ 3,000.00	$ -	$ 3,000.00	$ -	04- Dry-Run/Permit	CONCERN	HUD	$ 3,000.00	$ -	0%	N/A
												On Hold						Actual Costs
40-B233513	Grapeland Heights Park and Baseball Park	1	3053	Miami Forever Bond - Series 2024A - Tax-exempt Issuance	21-Dec-21	12-Jun-27	$ 1,416,880.00	$ 423,018.65	$ 993,785.90	$ 1,416,804.55	$ 75.45	07- Construction	ON TRACK	N/A	$ 423,018.65	$ 993,785.90	60%	Construction
												08- Final Completion						Actual Costs
40-B193512	Armbrister Park Community Center Design	2	3052	Miami Forever Bond - Series 2024B Taxable Issuance	13-Dec-18	12-Jun-27	$ 505,000.00	$ 399,881.24	$ -	$ 399,881.24	$ 105,118.76	06- Pre-Construction	ON TRACK	N/A	$ 399,881.24	$ 105,118.76	4%	Project Management
40-B193512A	Armbrister Park Community Center - Construction	2	3069	Miami Forever Bond - Series 2024C ¿ Tax-exempt Issuance	1-Aug-24	1-Aug-27	$ 11,000,000.00	$ 1,715.08	$ 9,523,500.00	$ 9,525,215.08	$ 1,474,784.92	06- Pre-Construction	ON TRACK	N/A	$ 1,715.08	$ 10,280,418.75	91%	Construction & Project Management
												07- Construction						Actual Costs
40-B193517	New Woodside Mini Park (f.k.a. New Park at 3699/3701 SW 1 Av.)	3	3052	Miami Forever Bond - Series 2024B Taxable Issuance	13-Dec-18	12-Jun-27	$ 1,200,000.00	$ 985,498.35	$ 208,688.47	$ 1,194,186.82	$ 5,813.18	07- Construction	ON TRACK	N/A	$ 985,498.35	$ 208,688.47	16%	Construction
40-B193517	New Woodside Mini Park (f.k.a. New Park at 3699/3701 SW 1 Av.)	3	3069	Miami Forever Bond - Series 2024C ¿ Tax-exempt Issuance	1-Aug-24	1-Aug-27	$ 2,500,000.00	$ 493,897.36	$ 1,312,618.37	$ 1,806,515.73	$ 693,484.27	07- Construction	ON TRACK	N/A	$ 493,897.36	$ 1,392,618.37	34%	Construction & Project Management
												07- Construction						Actual Costs
40-B233505	Project X (fka Ruben Dario Park)-Construction Design/Documents	3	3069	Miami Forever Bond - Series 2024C ¿ Tax-exempt Issuance	1-Aug-24	1-Aug-27	$ 8,500,000.00	$ 10,505.34	$ -	$ 10,505.34	$ 8,489,494.66	05- Bidding	CONCERN	N/A	$ 10,505.34	$ -	53%	Construction
Actual Costs																		Actual Costs
40-B193522A	Silver Bluff Dog Run Park	4	3053	Miami Forever Bond - Series 2024A - Tax-exempt Issuance	21-Dec-21	12-Jun-27	$ 354,000.00	$ 83,844.77	$ 56,432.92	$ 140,277.69	$ 213,722.31	03- Design	ON TRACK	N/A	$ 83,844.77	$ 270,155.23	38%	Design, Construction & Project Management
40-B193522A	Silver Bluff Dog Run Park	4	3069	Miami Forever Bond - Series 2024C ¿ Tax-exempt Issuance	1-Aug-24	1-Aug-27	$ 353,000.00	$ -	$ -	$ -	$ 353,000.00	03- Design	ON TRACK	N/A	$ -	$ 353,000.00	38%	Construction
												07- Construction						Actual Costs
40-B193513	Moore Park Gym Design and Construction	5	3052	Miami Forever Bond - Series 2024B Taxable Issuance	13-Dec-18	12-Jun-27	$ 6,800,000.00	$ 497,442.98	$ 212,718.72	$ 710,161.70	$ 6,089,838.30	04- Dry-Run/Permit	ON TRACK	N/A	$ 497,442.98	$ 8,272,798.82	53%	Design & Construction
Actual Costs												04- Dry-Run/Permit						Actual Costs
40-B253506	Little Haiti Cultural Center Roof	5	3069	Miami Forever Bond - Series 2024C ¿ Tax-exempt Issuance	1-Aug-24	1-Aug-27	$ 2,500,000.00	$ 641.28	$ -	$ 641.28	$ 2,499,358.72	04- Dry-Run/Permit	ON TRACK	N/A	$ 641.28	$ 2,351,228.65	46%	Construction
												04- Dry-Run/Permit						Actual Costs
40-B173511A	Morningside Park Baywalk, Kayak Launch, and Boat Ramp - Phase I	2	3053	Miami Forever Bond - Series 2024A - Tax-exempt Issuance	21-Dec-21	12-Jun-27	$ 5,305,000.00	$ 2,386,826.39	$ 2,918,173.61	$ 5,305,000.00	$ -	07- Construction	ON TRACK	FIND	$ 2,386,826.39	$ 2,918,173.61	28%	Construction
												07- Construction						Actual Costs
40-B193500	Jose Marti Park Seawall, Riverwalk, and Kayak Launch, FIND Phase I	3	3053	Miami Forever Bond - Series 2024A - Tax-exempt Issuance	21-Dec-21	12-Jun-27	$ 3,000,000.00	$ 160,039.94	$ -	$ 160,039.94	$ 2,839,960.06	05- Bidding	ON TRACK	CDBG, HUD, FIND	$ 160,039.94	$ 2,839,960.06	13%	Construction & Project Management
												05- Bidding						Actual Costs
40-B40566	Spring Garden Point Park Historic Building	5	3052	Miami Forever Bond - Series 2024B Taxable Issuance	13-Dec-18	12-Jun-27	$ 850,000.00	$ 143,560.85	$ 67,921.53	$ 211,482.38	$ 638,517.62	Project re-scoped	Project re-scoped being transferred to Parks	N/A	$ 143,560.85	$ -	43%	Design and Construction
																		Actual Costs
40-B193207	Fire Facilities Resiliency Project (FS10) - Design	1	3052	Miami Forever Bond - Series 2024B Taxable Issuance	13-Dec-18	12-Jun-27	$ 420,000.00	$ 329,374.21	$ 90,625.79	$ 420,000.00	$ -	04- Dry-Run/Permit	ON TRACK	N/A	$ 329,374.21	$ 90,625.79	9%	Design
40-B193207	Fire Facilities Resiliency Project (FS10) - Design	1	3053	Miami Forever Bond - Series 2024A - Tax-exempt Issuance	21-Dec-21	12-Jun-27	$ 850,000.00	$ 2,810.67	$ 828,740.00	$ 831,550.67	$ 18,449.33	04- Dry-Run/Permit	ON TRACK	N/A	$ 2,810.67	$ 847,189.33	12%	Design
												04- Dry-Run/Permit						Actual Costs

Project Number	Project Name	1 Jan-26	2 Feb-26	3 Mar-26	4 Apr-26	5 May-26	6 Jun-26	7 Jul-26	8 Aug-26	9 Sep-26	10 Oct-26	11 Nov-26	12 Dec-26
40-B203509	Athalie Range Park - New Recreation Building D5	Project not funded for construction											
		$ 11,037	$ 42,305	$ 587	$ 930								
40-B193511	Curtis Park Community Center Design	$ -	$ -	$ -	$ -	$ -	$ -	$ -	$ -	$ -	$ -	$ -	$ -
40-B193511A	Curtis Park Community Center - Construction		$ 551,806	$ 689,757	$ 689,757	$ 689,757	$ 689,757	$ 689,757	$ 689,757	$ 689,757	$ 689,757	$ 689,757	$ 689,757
		$ -	$ -	$ -	$ 1,348,120								
40-B40581	Douglas Park Community Center	Project not funded for construction											
40-B40581	Douglas Park Community Center	Project not funded for construction											
		$ -	$ -	$ -	$ -								
40-B233513	Grapeland Heights Park and Baseball Park	$ 331,262	$ 331,262	$ 331,262									
		$ 267,197	$ -	$ 595,282	$ -								
40-B193512	Armbrister Park Community Center Design		$ 17,520	$ 17,520	$ 17,520	$ 17,520	$ 17,520	$ 17,520					
40-B193512A	Armbrister Park Community Center - Construction		$ 507,675	$ 634,594	$ 634,594	$ 634,594	$ 634,594	$ 634,594	$ 634,594	$ 634,594	$ 634,594	$ 634,594	$ 634,594
		$ 2,695	$ 3,744	$ 3,712	$ 323,069								
40-B193517	New Woodside Mini Park (f.k.a. New Park at 3699/3701 SW 1 Av.)		$ 23,188	$ 23,188	$ 23,188	$ 23,188	$ 23,188	$ 23,188	$ 23,188	$ 23,188	$ 23,188		
40-B193517	New Woodside Mini Park (f.k.a. New Park at 3699/3701 SW 1 Av.)		$ 154,735	$ 154,735	$ 154,735	$ 154,735	$ 154,735	$ 154,735	$ 154,735	$ 154,735	$ 154,735		
		$ 835	$ 13,820	$ 43,702	$ 76,322								
40-B233505	Project X (fka Ruben Dario Park)-Construction Design/Documents	Project cancelled and defunded.											
Actual Costs		$ -											
40-B193522A	Silver Bluff Dog Run Park	$ 5,130	$ 5,130	$ 5,130	$ 5,130	$ 5,130	$ 5,130	$ 5,130	$ 5,130	$ 5,130	$ 5,130	$ 5,130	$ 26,715
40-B193522A	Silver Bluff Dog Run Park												$ 44,125
		$ 4,576	$ 9,884	$ 10,882	$ 6,992								
40-B193513	Moore Park Gym Design and Construction	$ 30,388	$ 30,388	$ 30,388	$ 30,388	$ 30,388	$ 30,388	$ 30,388	$ 358,226	$ 537,339	$ 537,339	$ 537,339	$ 537,339
Actual Costs		$ -	$ -	$ -	$ 197,860								
40-B253506	Little Haiti Cultural Center Roof					$ 138,853	$ 173,567	$ 173,567	$ 173,567	$ 173,567	$ 173,567	$ 173,567	$ 173,567
		$ -	$ -	$ -	$ -								
40-B173511A	Morningside Park Baywalk, Kayak Launch, and Boat Ramp - Phase I	$ 416,882	$ 416,882	$ 416,882	$ 416,882	$ 416,882	$ 416,882	$ 416,882					
		$ 366,048	$ 2,254	$ 371,246	$ 504,123								
40-B193500	Jose Marti Park Seawall, Riverwalk, and Kayak Launch, FIND Phase I								$ 141,998	$ 141,998	$ 141,998	$ 141,998	$ 141,998
		$ 979	$ 1,322	$ 1,664	$ -								
40-B40566	Spring Garden Point Park Historic Building	Transferred to Parks											
		$ -											
40-B193207	Fire Facilities Resiliency Project (FS10) - Design	$ 15,104	$ 15,104	$ 15,104	$ 15,104	$ 15,104	$ 15,104						
40-B193207	Fire Facilities Resiliency Project (FS10) - Design	$ 141,198	$ 141,198	$ 141,198	$ 141,198	$ 141,198	$ 141,198						
		$ 3,991	$ 2,301	$ 636	$ 1,615								

Project Number	Project Name	13 Jan-27	14 Feb-27	15 Mar-27	16 Apr-27	17 May-27	18 Jun-27	19 Jul-27	20 Aug-27	21 Sep-27	22 Oct-27	23 Nov-27	24 Dec-27	25 Jan-28	26 Feb-28	27 Mar-28
40-B203509	Athalie Range Park - New Recreation Building D5															
40-B193511	Curtis Park Community Center Design															
40-B193511A	Curtis Park Community Center - Construction	$ 551,806	$ 551,806	$ 551,806	$ 551,806	$ 551,806	$ 551,806	$ 110,361	$ 82,771	$ 82,771						
40-B40581	Douglas Park Community Center															
40-B40581	Douglas Park Community Center															
40-B233513	Grapeland Heights Park and Baseball Park															
40-B193512	Armbrister Park Community Center Design															
40-B193512A	Armbrister Park Community Center - Construction	$ 634,594	$ 507,675	$ 507,675	$ 507,675	$ 507,675	$ 507,675	$ 101,535	$ 76,151	$ 76,151						
40-B193517	New Woodside Mini Park (f.k.a. New Park at 3699/3701 SW 1 Av.)															
40-B193517	New Woodside Mini Park (f.k.a. New Park at 3699/3701 SW 1 Av.)															
40-B233505	Project X (fka Ruben Dario Park)-Construction Design/Documents															
Actual Costs																
40-B193522A	Silver Bluff Dog Run Park	$ 26,715	$ 26,715	$ 26,715	$ 26,715	$ 26,715	$ 26,715	$ 26,715								
40-B193522A	Silver Bluff Dog Run Park	$ 55,156	$ 55,156	$ 55,156	$ 55,156	$ 44,125	$ 22,063	$ 22,063								
40-B193513	Moore Park Gym Design and Construction	$ 537,339	$ 537,339	$ 537,339	$ 537,339	$ 537,339	$ 447,782	$ 447,782	$ 447,782	$ 447,782	$ 358,226	$ 358,226	$ 358,226			
Actual Costs																
40-B253506	Little Haiti Cultural Center Roof	$ 173,567	$ 173,567	$ 173,567	$ 173,567	$ 173,567	$ 69,427	$ 60,150								
40-B173511A	Morningside Park Baywalk, Kayak Launch, and Boat Ramp - Phase I															
40-B193500	Jose Marti Park Seawall, Riverwalk, and Kayak Launch, FIND Phase I	$ 141,998	$ 141,998	$ 141,998	$ 141,998	$ 141,998	$ 141,998	$ 141,998	$ 141,998	$ 141,998	$ 141,998	$ 141,998	$ 141,998	$ 141,998	$ 141,998	$ 141,998
40-B40566	Spring Garden Point Park Historic Building															
40-B193207	Fire Facilities Resiliency Project (FS10) - Design															
40-B193207	Fire Facilities Resiliency Project (FS10) - Design															

Totals:	$ 27,590,750.55	$ 34,382,332.40	$ 26,939,665.60	$ 41,959,879.74		$ 939,965	$ 2,194,889	$ 2,459,759	$ 2,128,497	$ 2,267,350	$ 2,302,064	$ 2,145,761	$ 2,181,195	$ 2,360,308	$ 2,360,308	$ 2,182,385	$ 2,248,095	$ 2,121,174	$ 1,994,256	$ 1,994,256	$ 1,994,256	$ 1,983,224	$ 1,767,466	$ 910,604	$ 748,702	$ 748,702	$ 500,224	$ 500,224	$ 500,224	$ 141,998	$ 141,998	$ 141,998
Total Encumbrances Plus Available 12-22-25			$ 54,530,416.15	Projections Cumulative		$ 939,965	$ 3,134,854	$ 5,594,613	$ 7,723,110	$ 9,990,460	$ 12,292,524	$ 14,438,285	$ 16,619,480	$ 18,979,787	$ 21,340,095	$ 23,522,479	$ 25,770,574	$ 27,891,749	$ 29,886,004	$ 31,880,260	$ 33,874,516	$ 35,857,740	$ 37,625,206	$ 38,535,810	$ 39,284,512	$ 40,033,214	$ 40,533,438	$ 41,033,662	$ 41,533,886	$ 41,675,884	$ 41,817,882	$ 41,959,880
						Jan-26	Feb-26	Mar-26	Apr-26	May-26	Jun-26	Jul-26	Aug-26	Sep-26	Oct-26	Nov-26	Dec-26	Jan-27	Feb-27	Mar-27	Apr-27	May-27	Jun-27	Jul-27	Aug-27	Sep-27	Oct-27	Nov-27	Dec-27	Jan-28	Feb-28	Mar-28
						Actual Costs	$ 657,357	$ 75,629	$ 1,027,711	$ 2,459,031																						
						Actual Cumulative	$ 657,357	$ 732,986	$ 1,760,697	$ 4,219,728																						

Key Denotes the anticipated month that the funds expenditure will reach 85% of the MFB bond originally allocated to the MFB award.

Key Denotes the end date of temporary periods for yield restriction, which starts on the bond issuance date. The general rule for most projects requires 85% of spendable proceeds to be spent within this 3-year period.

Notes:

1- D3 to re-allocate funds.

2- Fire Station 10 is forecast to be funded for construction in the second semester of 2026. Additional funding will include $5.7 M of MFB funding that is not included in current expenditure projections.

Miami Forever Bond - Resilience and Public Works Expenditure Projections

Project Number	Project Name	Bond Number	Bond Series	Bond Issue Date	Bond Maturity Date	Budget	Actual	Encumbrances	Available 2020/21	Phase	Anticipated Risk	Events	Previously Spent	Projected Total Expenditures	MPB Funds Percentage	Proposed Expenditure Activity
40-B139622	Very Low Confidence Roads Outside Priority Drainage Basins	2013	Miami Forever Bond - Series 2014B - Tax exempt Issuance	23-Dec-13	15-Jun-27	$ 4,041,192.59	$ 4,041,192.59	$ -	$ 913.76	11- Closed	ON TRACK	N/A	$ 4,041,192.59	$ -	0%	Design and Construction
40-B139631	Allapattah Road Improvements - NW 36 St from NW 27 Ave to NW 37 Ave	2013	Miami Forever Bond - Series 2014B - Tax exempt Issuance	23-Dec-13	15-Jun-27	$ 3,334,000.00	$ 1,495,690.91	$ 284,106.97	$ 2,038,212.12	03- Design	ON TRACK	FS-ESDP Resilient-FL	$ 1,495,690.91	$ 3,040,549.00	10%	Design and Construction
40-B139632	Allapattah Road Improvements - NW 7 Ave to 16 Ave and NW 22	2013	Miami Forever Bond - Series 2014B - Tax exempt Issuance	23-Dec-13	15-Jun-27	$ 15,315,000.00	$ 458.73	$ -	$ 15,308,541.27	03- Design	ON TRACK	FS-ESDP Resilient-FL	$ 458.73	$ 10,080,991.22	0.00%	Design and Construction
40-B139634	Melrose Road Improvements - Phase 1, NW 27 Ave to NW 29 Ave and NW 31 Ave to NW 32 Ave - NW 28 Ave to NW 29	2013	Miami Forever Bond - Series 2014B - Tax exempt Issuance	23-Dec-13	15-Jun-27	$ 3,500,000.00	$ 87,241.16	$ 79,211.30	$ 3,085,746.54	03- Design	ON TRACK	FS-ESDP Resilient-FL	$ 87,241.16	$ 2,442,754.54	0%	Design and Construction
40-B139635	Melrose Road Improvements - Phase 2 - NW 29 Ave to NW 31 Ave	2013	Miami Forever Bond - Series 2014B - Tax exempt Issuance	23-Dec-13	15-Jun-27	$ 2,532,000.00	$ 940.00	$ -	$ 2,531,060.00	03- Design	ON TRACK	FS-ESDP Resilient-FL	$ 940.00	$ 2,531,060.00	0%	Design and Construction
40-B139612	North Greynford Heights (NGHS) Sanitary Replacement	2013	Miami Forever Bond - Series 2014B - Tax exempt Issuance	23-Dec-13	15-Jun-27	$ 146,000.00	$ 79,315.13	$ 25,024.70	$ 40,660.12	04- Dry Run/Permit	ON TRACK	FS-ESDP Resilient-FL	$ 79,315.13	$ 66,660.91	0%	Design and Construction
40-B139611A	NW 27 Street from NW 32 to NW 37 Avenue	2013	Miami Forever Bond - Series 2014B - Tax exempt Issuance	23-Dec-13	15-Jun-27	$ 2,855,000.00	$ 179.06	$ -	$ 2,855,820.94	05- Bidding	ON TRACK	CDBG	$ 179.06	$ 2,855,820.94	0%	Design and Construction
40-B139611	NW 17th Street from NW 27 to NW 32 Avenue	2013	Miami Forever Bond - Series 2014B - Tax exempt Issuance	23-Dec-13	15-Jun-27	$ 1,797,000.00	$ 410,919.75	$ 473,500.00	$ 912,423.20	03- Design	CONCERN	N/A	$ 410,919.75	$ 1,387,080.20	0%	Design and Construction
40-B139615	NW 17th Street from NW 37 to NW 32 Avenue	2013	Miami Forever Bond - Series 2014B - Tax exempt Issuance	23-Dec-13	15-Jun-27	$ 3,655,000.00	$ 27,017.60	$ -	$ 3,601,182.00	03- Design	CONCERN	N/A	$ 27,017.60	$ 3,601,182.00	0%	Design and Construction
40-B139609	Brickell and Coconut Grove Sewersh Infiltration IP (Sub Bd B)	2013	Miami Forever Bond - Series 2014B - Tax exempt Issuance	23-Dec-13	15-Jun-27	$ 890,000.00	$ 319,571.34	$ 192,167.00	$ 372,510.57	04- Dry Run/Permit	CONCERN	US Treasury, FDEP	$ 319,571.34	$ 510,510.39	0%	Design and Construction
40-B139602	Brickell Bay Drive Sewersh Drainage and Road Improvements - Phase 1 - SW 8 Ave to Brickell Drainage and Road	2013	Miami Forever Bond - Series 2014B - Tax exempt Issuance	23-Dec-13	15-Jun-27	$ 1,000,000.00	$ 970,012.12	$ -	$ 29,947.87	0- Bdc Pre-Construction	CONCERN	FS-ESDP Resilient-FL	$ 970,012.12	$ 29,947.87	0%	Design and Construction
40-B139602	Brickell Bay Drive Sewersh Drainage and Road Improvements - Phase 1 - SW 8 Ave to Brickell Drainage and Road	2013	Miami Forever Bond - Series 2014B - Tax exempt Issuance	23-Dec-13	15-Jun-27	$ 8,055,000.00	$ 1,396,546.45	$ 7,010,542.13	$ 1,437,911.40	06- Pre-Construction	CONCERN	FS-ESDP Resilient-FL	$ 1,396,546.45	$ 8,450,453.55	10%	Design and Construction
40-B139613	E & W Glenoak Street, S Bayfront Ct Flood	2013	Miami Forever Bond - Series 2014B - Tax exempt Issuance	23-Dec-13	15-Jun-27	$ 350,000.00	$ 21,106.25	$ 179,900.00	$ 157,993.80	07- Construction	ON TRACK	FDEP, Biscayne Bay Water Quality	$ 21,106.25	$ 336,893.80	0%	Construction
40-B139695	Edgewater Flood Improvements - Phase 1 - NE 4 Ave to Biscayne	2013	Miami Forever Bond - Series 2014B - Tax exempt Issuance	23-Dec-13	15-Jun-27	$ 10,504,000.00	$ 573,585.32	$ 6,562,740.86	$ 2,829,353.82	06- Pre-Construction	CONCERN	US Treasury, FDEP	$ 573,585.32	$ 6,562,924.06	0%	Design and Construction
40-B139610	Replacement of 8 Sewersh Pumps Edgewater between NE 21 St to	2013	Miami Forever Bond - Series 2014B - Tax exempt Issuance	23-Dec-13	15-Jun-27	$ 1,534,000.00	$ 494,769.70	$ 153,535.68	$ 885,694.62	03- Design	ON TRACK	FS-ESDP Resilient-FL	$ 494,769.70	$ 1,151,213.30	0%	Design and Construction
40-B139611	Replacement of Sewersh Manholes between NW 21	2013	Miami Forever Bond - Series 2014B - Tax exempt Issuance	23-Dec-13	15-Jun-27	$ 609,000.00	$ 243,846.63	$ 12,595.12	$ 352,558.45	05- Bidding	CONCERN	US Treasury, FDEP	$ 243,846.63	$ 365,153.58	10%	Design and Construction
40-B139717	South Bayshore Lanes/Moores Street - East and West Phase 1	2013	Miami Forever Bond - Series 2014B - Tax exempt Issuance	23-Dec-13	15-Jun-27	$ 1,800,000.00	$ 824,000.88	$ 575,101.12	$ -	07- Construction	ON TRACK	N/A	$ 824,000.88	$ 575,101.12	0%	Design and Construction
40-B139717	South Bayshore Lanes/Parrotsee Street - East and West Phase 1	2013	Miami Forever Bond - Series 2014B - Tax exempt Issuance	23-Dec-13	15-Jun-27	$ 7,005,000.00	$ 2,035.58	$ 7,005,973.42	$ -	07- Construction	ON TRACK	N/A	$ 2,035.58	$ 7,005,973.42	0%	Design and Construction
40-B139698	S Street Flood Improvements - NW 17 Ave to NW 22 Ave, NW 2	2013	Miami Forever Bond - Series 2014B - Tax exempt Issuance	23-Dec-13	15-Jun-27	$ 1,191,217.00	$ 57,417.00	$ 1,133,799.00	$ -	03- Design	ON TRACK	FS-ESDP Resilient-FL	$ 57,417.00	$ 1,133,799.00	0%	Design
40-B139694	East Little Havana Flood Improvements - Phase 1 - SW 12 Ave to SW 17	2013	Miami Forever Bond - Series 2014B - Tax exempt Issuance	23-Dec-13	15-Jun-27	$ 8,135,000.00	$ 298,394.00	$ 109,437.68	$ 7,326,958.32	03- Design	CONCERN	CDBG	$ 298,394.00	$ 7,835,798.00	0%	Design and Construction
40-B139694	East Little Havana Flood Improvements - SE 12 Ave to SE	2013	Miami Forever Bond - Series 2014B - Tax exempt Issuance	23-Dec-13	15-Jun-27	$ 14,000,000.00	$ 897.57	$ -	$ 14,057,213.29	03- A/E Selection	CONCERN	CDBG	$ 897.57	$ 14,057,213.29	0%	Design and Construction
40-B139619	Miami Lakefront Dredging Improvements (B-C)	2013	Miami Forever Bond - Series 2014B - Tax exempt Issuance	23-Dec-13	15-Jun-27	$ 4,500,000.00	$ 1,410,551.95	$ 34,496.26	$ 3,055,073.69	03- Design	CONCERN	FDEP	$ 1,410,551.95	$ 3,089,657.59	0%	Design and Construction
40-B139683	Achenbach Flood Mitigation	2013	Miami Forever Bond - Series 2014B - Tax exempt Issuance	23-Dec-13	15-Jun-27	$ 10,000,000.00	$ 1,193,031.11	$ 2,011,600.19	$ 6,775,368.20	07- Construction	CONCERN	FDEP, US Depart of Treasury, FDEP	$ 1,193,031.11	$ 8,804,968.20	0%	Construction
40-B139681	Fact Flagami Flood Mitigation (Camp Owaissa)	2013	Miami Forever Bond - Series 2014B - Tax exempt Issuance	23-Dec-13	15-Jun-27	$ 1,560,000.00	$ 794.52	$ -	$ 1,562,543.48	03- Design	CONCERN	FDEP, US Depart of Treasury, FDEP	$ 794.52	$ 1,562,543.48	0%	Design and Construction
40-B139681	Fact Flagami Flood Mitigation (Camp Owaissa)	2013	Miami Forever Bond - Series 2014B - Tax exempt Issuance	23-Dec-13	15-Jun-27	$ 4,929,000.00	$ 4,929,476.57	$ 1,855,176.18	$ (1,855,152.68)	07- Construction	CONCERN	FDEP, US Depart of Treasury, FDEP	$ 4,929,476.57	$ 10,473,323.75	0%	Design and Construction
40-B139691	Fact Flagami Flood Mitigation (Pump Station)	2013	Miami Forever Bond - Series 2014B - Tax exempt Issuance	23-Dec-13	15-Jun-27	$ 700,000.00	$ 19,742.05	$ 634,059.61	$ 247,198.30	03- Design	CONCERN	FDEP, US Depart of Treasury, FDEP	$ 19,742.05	$ 601,257.91	0%	Design and Construction
40-B139713	South Golden Pines No Outlet Drain Improvements	2013	Miami Forever Bond - Series 2014B - Tax exempt Issuance	23-Dec-13	15-Jun-27	$ 2,173,000.00	$ 231,796.14	$ 343,519.24	$ 2,579,445.82	03- Design	CONCERN	FDEP	$ 231,796.14	$ 2,946,291.38	0%	Design and Construction
40-B139612	SW 23 Terrace from SW 27 Avenue to SW 32 Avenue	2013	Miami Forever Bond - Series 2014B - Tax exempt Issuance	23-Dec-13	15-Jun-27	$ 17,000.00	$ 16,082.72	$ -	$ 917.28	05- Bidding	IN REVIEW	N/A	$ 16,082.72	$ -	0%	On Hold
40-B139612	SW 23 Terrace from SW 27 Avenue to SW 32 Avenue	2013	Miami Forever Bond - Series 2014B - Tax exempt Issuance	23-Dec-13	15-Jun-27	$ 603,000.00	$ -	$ -	$ 603,000.00	07- Construction	ON TRACK	FDEP	$ -	$ 56,692.22	0%	Construction
40-B139691	SW 20th Ave from SW 39 St to W Flagler St	2013	Miami Forever Bond - Series 2014B - Tax exempt Issuance	23-Dec-13	15-Jun-27	$ 850,000.00	$ 850,000.00	$ -	$ -	11- Closed	CLOSED	N/A	$ 850,000.00	$ -	100%	
40-B139690	SW 32 Ave from SW 8th St to W Flagler St	2013	Miami Forever Bond - Series 2014B - Tax exempt Issuance	23-Dec-13	15-Jun-27	$ 975,000.00	$ 974,987.15	$ 12.85	$ -	11- Closed	CLOSED	N/A	$ 974,987.15	$ -	100%	
40-B139689	Tamiami Blvd Business Drainage Improvements	2013	Miami Forever Bond - Series 2014B - Tax exempt Issuance	23-Dec-13	15-Jun-27	$ 2,000,000.00	$ 850,641.27	$ 115,152.32	$ 853,196.41	03- Design	CONCERN	FDOT	$ 850,641.27	$ 1,041,056.00	0%	Design and Construction
40-B139617	Comanche Park Neighborhood Drainage Improvements - Phase 1	2013	Miami Forever Bond - Series 2014B - Tax exempt Issuance	23-Dec-13	15-Jun-27	$ 700,000.00	$ 89,012.07	$ 1,157,302.20	$ (1,446,314.27)	03- Design	CONCERN	FS-ESDP Resilient-FL	$ 89,012.07	$ 2,003,972.02	0%	Design and Construction
40-B139617	Comanche Park Neighborhood Flood Improvements - Miami	2013	Miami Forever Bond - Series 2014B - Tax exempt Issuance	23-Dec-13	15-Jun-27	$ 3,570,000.00	$ 168.32	$ -	$ 3,570,831.68	03- Design	CONCERN	FS-ESDP Resilient-FL	$ 168.32	$ 3,570,831.68	0%	Design and Construction
40-B139688	NE 75 Street Flood Improvements - Miami Ave to NW 7 Street Road from NW	2013	Miami Forever Bond - Series 2014B - Tax exempt Issuance	23-Dec-13	15-Jun-27	$ 1,550,000.00	$ 1,551,565.08	$ -	$ -436.92	11- Closed	CANCELLED	N/A	$ -	$ -	CANCELLED	
40-B139614	Replacement of Sewersh Manholes between NE 36 St	2013	Miami Forever Bond - Series 2014B - Tax exempt Issuance	23-Dec-13	15-Jun-27	$ 1,000,000.00	$ 245,404.90	$ 15,774.46	$ 757,820.64	05- Bidding	ON TRACK	US Treasury, FDEP	$ 245,404.90	$ 753,115.10	10%	Design and Construction
40-B139612	Replacement of Sewersh Manholes between NE 36 St	2013	Miami Forever Bond - Series 2014B - Tax exempt Issuance	23-Dec-13	15-Jun-27	$ 1,700,000.00	$ -	$ -	$ 1,700,000.00	05- Bidding	CONCERN	US Treasury, FDEP	$ -	$ 1,700,000.00	0%	Design and Construction
40-B139693	Shenandoah South Flood Improvements - NE 8 Ct to NE	2013	Miami Forever Bond - Series 2014B - Tax exempt Issuance	23-Dec-13	15-Jun-27	$ 15,000.00	$ -	$ -	$ 15,000.00	03- Design	CONCERN	FS-ESDP Resilient-FL	$ -	$ 15,000.00	0%	Design and Construction
40-B139693	Shenandoah South Flood Improvements - NE 8 Ct to NE	2013	Miami Forever Bond - Series 2014B - Tax exempt Issuance	23-Dec-13	15-Jun-27	$ 11,500,000.00	$ 442,028.52	$ 178,025.09	$ 10,879,942.39	03- Design	CONCERN	FS-ESDP Resilient-FL	$ 442,028.52	$ 10,857,971.48	0%	Design and Construction
40-B139614	SW Miami-Dade Flood Improvements-NW 3rd Ave to	2013	Miami Forever Bond - Series 2014A - Tax exempt Issuance	23-Dec-13	15-Jun-27	$ 3,071,000.00	$ 262,750.69	$ 480,945.82	$ 2,328,303.49	03- A/E Selection	CONCERN	CDBG	$ 262,750.69	$ 4,006,040.31	0%	Design and Construction
40-B139614	SW Miami-Dade Flood Improvements-NW 3rd Ave to	2013	Miami Forever Bond - Series 2014A - Tax exempt Issuance	23-Dec-13	15-Jun-27	$ 9,767,000.00	$ -	$ -	$ 9,767,000.00	03- A/E Selection	CONCERN	CDBG	$ -	$ 9,767,000.00	0%	Design and Construction
40-B139691	Improve Drainage Outside of Priority Drainage Basins - Phase	2013	Miami Forever Bond - Series 2014B - Tax exempt Issuance	23-Dec-13	15-Jun-27	$ 2,000,000.00	$ 2,000,000.00	$ -	$ -	11- Closed	CLOSED	N/A	$ 2,000,000.00	$ -	100%	
40-B139602	Localized Flooding Improvements Citywide	2013	Miami Forever Bond - Series 2014B - Tax exempt Issuance	23-Dec-13	15-Jun-27	$ 4,500,000.00	$ 2,237,072.94	$ 2,455,741.80	$ (196,101.20)	03- Design	ON TRACK	N/A	$ 2,237,072.94	$ 2,692,967.80	0%	Design and Construction
40-B139631	Mary Brickell Village Drainage Improvements Phase 2	2013	Miami Forever Bond - Series 2014B - Tax exempt Issuance	23-Dec-13	15-Jun-27	$ 2,246,000.00	$ 492,470.60	$ 234,436.12	$ 1,520,093.28	03- Design	CONCERN	FDEP	$ 492,470.60	$ 1,753,526.72	0%	Design and Construction
40-B139686	Immokalee Road Culvert Install Backflow Valves	2013	Miami Forever Bond - Series 2014B - Tax exempt Issuance	23-Dec-13	15-Jun-27	$ 1,996,000.00	$ 19,79	$ 1,561.88	$ 1,994,582.33	07- Construction	ON TRACK	FDEP	$ 19,79	$ 1,995,561.76	0%	Construction

Totals			$ 40,430,002.07
Total Encumbrances Plus Available 01-20-16			$ 106,785,184.80
$ 145,762,890.96			
Contingency			
Available			
Actual Cash			
Revised Contingency			

Key
Denotes the anticipated month that the funds expenditure will reach 85% of the MPB bond originally allocated in the MPB award.
Denotes the month in which the current bond expires (3 years).
Denotes the month in which the bond extension expires (5 years).