


JOPLIN

POLICE DEPARTMENT




2022 ANNUAL REPORT



LETTER FROM THE CHIEF

On behalf of the dedicated men and women of the Joplin Police Department, I want to extend our gratitude to the citizens of Joplin for your continued assistance and support. As we all know, 2022 was a tragic year for our department. On March 8th Officer Jake Reed and Corporal Ben Cooper were killed in the line of duty and Officer Rick Hirshey was seriously injured by gunfire. Additionally, Airport Officer Mike Gayman was also lost suddenly in 2022. The outpouring of support from the citizens of Joplin, surrounding communities, across the state, and the region was unbelievable.



The Joplin Police Department when at full staff employs 110 sworn officers and 53 civilian members who serve in all areas of the Police Department, Communications Center, and City Jail. Whether it is responding to emergencies, investigating crime, traffic safety enforcement or general assistance to the public, our goal is to provide a safe environment for our citizens, businesses, and visitors.

The following report is a summary of important statistics from the year 2022. The total number of calls for the year were 73,755. The year saw a continued reduction in the number of traffic crashes by 4.4% within the city and a 6% reduction in crime overall.

Our goal as a department is to respond to the needs of the community in a manner that displays a high level of professionalism and customer service. We continually strive to deliver the best service possible as we work collaboratively with our community to identify, address, and resolve quality of life issues.

Sloan Rowland
Chief of Police

CALLS FOR SERVICE

| Calls for Service 2019 - 2022 | | | | |
|-------------------------------|--------------|--------------|--------------|--------------|
| | 2019 | 2020 | 2021 | 2022 |
| January | 5801 | 7119 | 7166 | 5467 |
| February | 5796 | 6535 | 5836 | 5503 |
| March | 6996 | 6384 | 7313 | 5905 |
| April | 7503 | 5429 | 6730 | 5852 |
| May | 7789 | 7488 | 6718 | 6183 |
| June | 8372 | 7407 | 6516 | 5785 |
| July | 9129 | 7283 | 4562 | 6328 |
| August | 8405 | 6923 | 6393 | 6658 |
| September | 8093 | 6864 | 6214 | 6412 |
| October | 7998 | 6791 | 6368 | 6470 |
| November | 7132 | 6292 | 5660 | 6247 |
| December | 7209 | 7212 | 6026 | 6945 |
| TOTAL | 90223 | 81727 | 75502 | 73755 |

JOPLIN

POLICE DEPARTMENT

CALLS FOR SERVICE

Calls for Service 2019 - 2022



JOPLIN

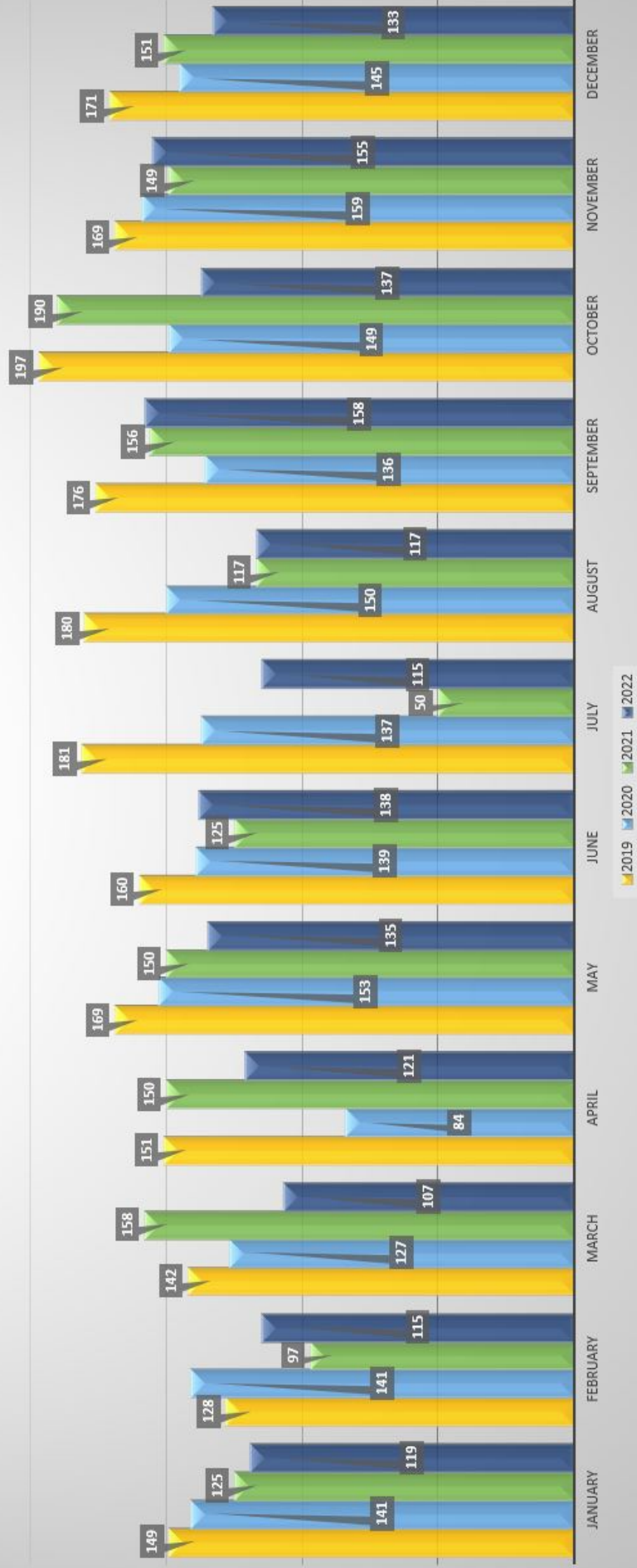
POLICE DEPARTMENT

TRAFFIC CRASHES

| 2019 - 2022 TRAFFIC CRASHES | | | | |
|-----------------------------|------|------|------|------|
| | 2019 | 2020 | 2021 | 2022 |
| JANUARY | 149 | 141 | 125 | 119 |
| FEBRUARY | 128 | 141 | 97 | 115 |
| MARCH | 142 | 127 | 158 | 107 |
| APRIL | 151 | 84 | 150 | 121 |
| MAY | 169 | 153 | 150 | 135 |
| JUNE | 160 | 139 | 125 | 138 |
| JULY | 181 | 137 | 50 | 115 |
| AUGUST | 180 | 150 | 117 | 117 |
| SEPTEMBER | 176 | 136 | 156 | 158 |
| OCTOBER | 197 | 149 | 190 | 137 |
| NOVEMBER | 169 | 159 | 149 | 155 |
| DECEMBER | 171 | 145 | 151 | 133 |
| TOTAL | 1973 | 1661 | 1618 | 1550 |

TRAFFIC CRASHES

2019 to 2022 Traffic Crashes



JOPLIN

POLICE DEPARTMENT

TRAFFIC CRASHES

2019 to 2022 Traffic Crashes by Type



JOPLIN

POLICE DEPARTMENT

TRAFFIC STOPS

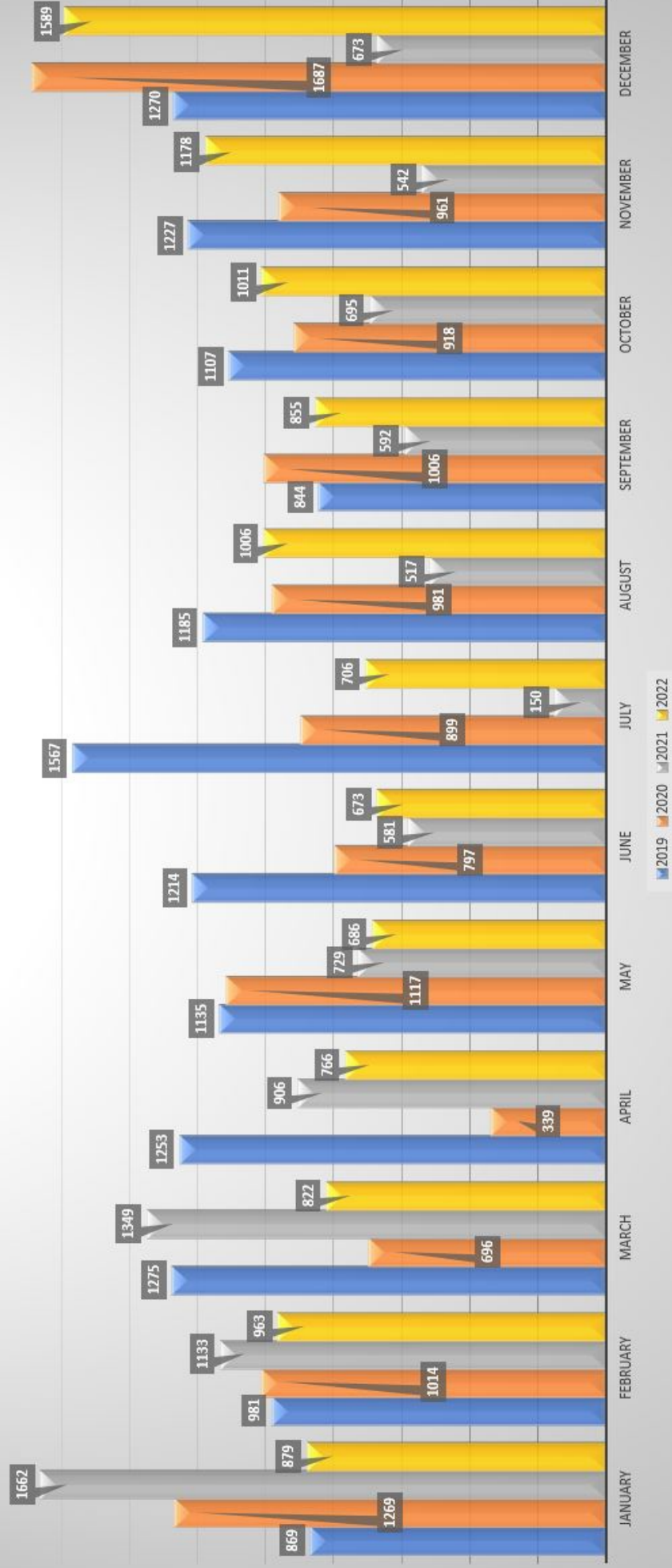
| 2019 - 2022 TRAFFIC STOPS | | | | |
|---------------------------|-------|-------|------|-------|
| | 2019 | 2020 | 2021 | 2022 |
| JANUARY | 869 | 1269 | 1662 | 879 |
| FEBRUARY | 981 | 1014 | 1133 | 963 |
| MARCH | 1275 | 696 | 1349 | 822 |
| APRIL | 1253 | 339 | 906 | 766 |
| MAY | 1135 | 1117 | 729 | 686 |
| JUNE | 1214 | 797 | 581 | 673 |
| JULY | 1567 | 899 | 150 | 706 |
| AUGUST | 1185 | 981 | 517 | 1006 |
| SEPTEMBER | 844 | 1006 | 592 | 855 |
| OCTOBER | 1107 | 918 | 695 | 1011 |
| NOVEMBER | 1227 | 961 | 542 | 1178 |
| DECEMBER | 1270 | 1687 | 673 | 1589 |
| TOTAL | 13927 | 11684 | 9529 | 11134 |

JOPLIN

POLICE DEPARTMENT

TRAFFIC STOPS

2019 to 2022 Traffic Stops



JOPLIN

POLICE DEPARTMENT

CRIME STATISTICS

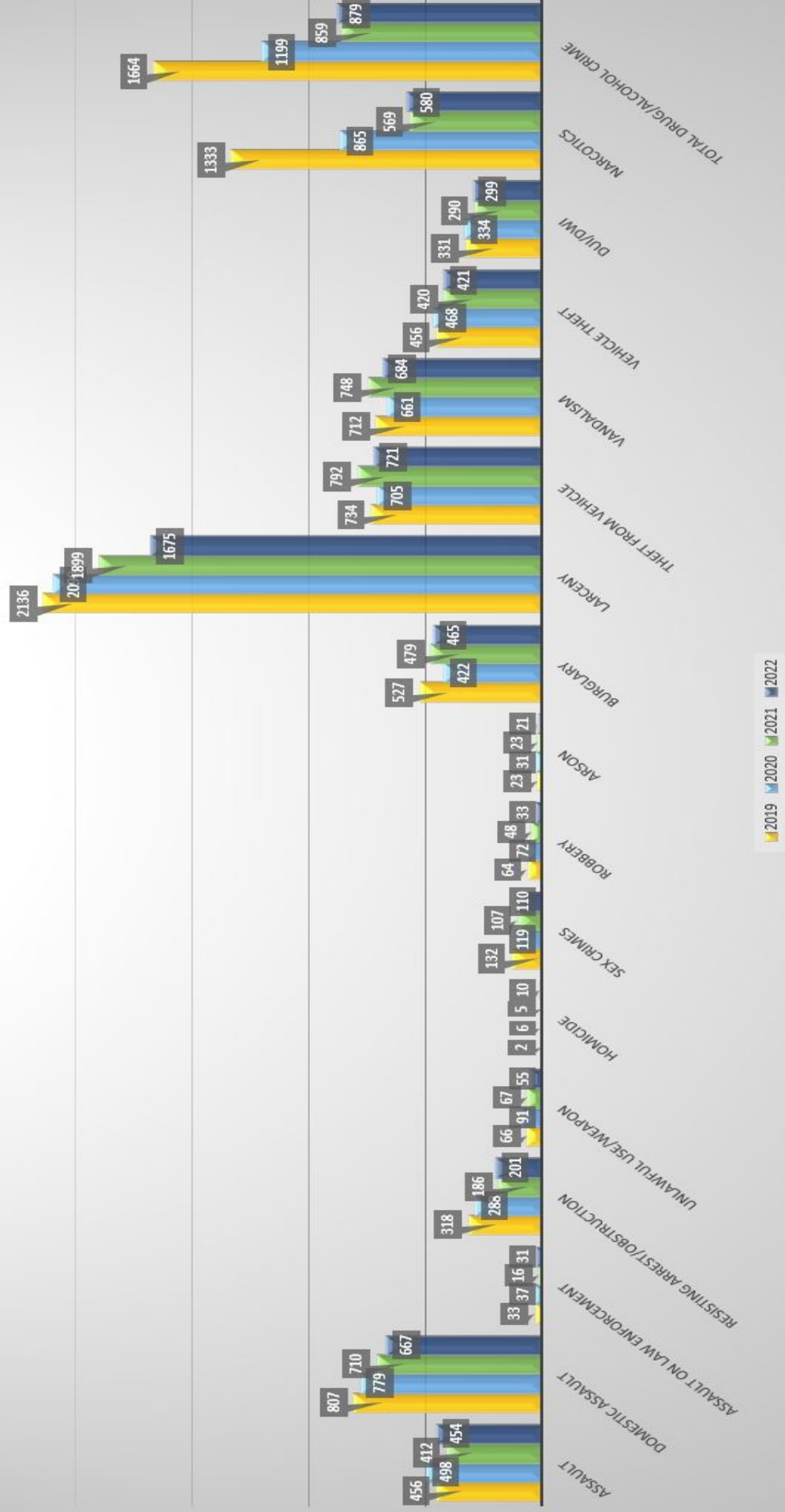
| 2019 - 2022 CRIME STATISTICS | | | | |
|------------------------------|------|------|------|------|
| | 2019 | 2020 | 2021 | 2022 |
| ASSAULT | 456 | 498 | 412 | 454 |
| DOMESTIC ASSAULT | 807 | 779 | 710 | 667 |
| ASSAULT ON LAW ENFORCEMENT | 33 | 37 | 16 | 31 |
| RESISTING ARREST/OBSTRUCTION | 318 | 288 | 186 | 201 |
| UNLAWFUL USE/WEAPON | 66 | 91 | 67 | 55 |
| HOMICIDE | 2 | 6 | 5 | 10 |
| SEX CRIMES | 132 | 119 | 107 | 110 |
| ROBBERY | 64 | 72 | 48 | 33 |
| TOTAL VIOLENT CRIME | 1878 | 1890 | 1551 | 1561 |
| ARSON | 23 | 31 | 23 | 21 |
| BURGLARY | 527 | 422 | 479 | 465 |
| LARCENY | 2136 | 2090 | 1899 | 1675 |
| THEFT FROM VEHICLE | 734 | 705 | 792 | 721 |
| VANDALISM | 712 | 661 | 748 | 684 |
| VEHICLE THEFT | 456 | 468 | 420 | 421 |
| TOTAL PROPERTY CRIME | 4588 | 4377 | 4361 | 3987 |
| DUI/DWI | 331 | 334 | 290 | 299 |
| NARCOTICS | 1333 | 865 | 569 | 580 |
| TOTAL DRUG/ALCOHOL CRIME | 1664 | 1199 | 859 | 879 |
| TOTAL CRIME | 8130 | 7466 | 6771 | 6426 |

JOPLIN

POLICE DEPARTMENT

CRIME STATISTICS

2019 to 2022 Crime Statistics

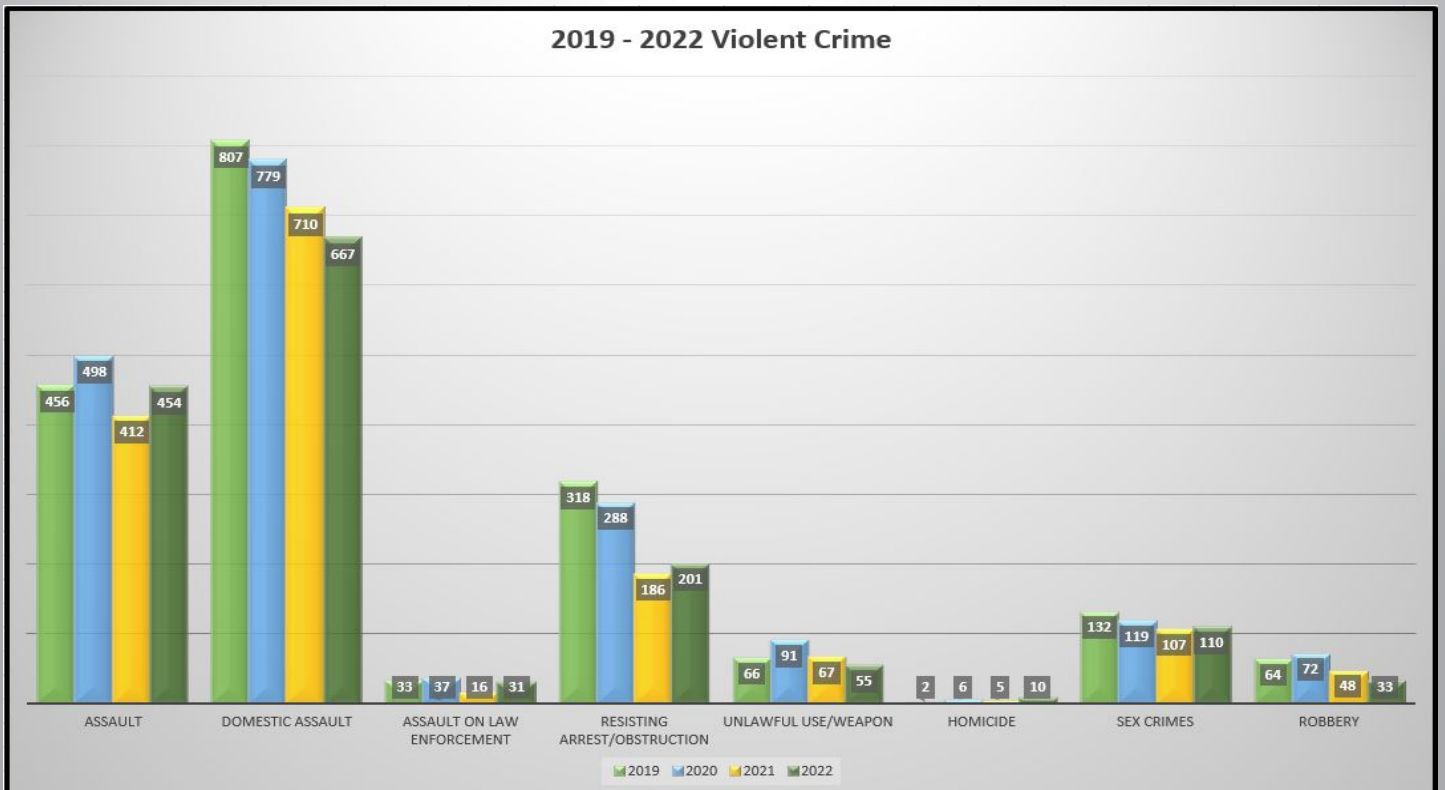


JOPLIN

POLICE DEPARTMENT

VIOLENT CRIME

| 2019 - 2022 CRIME STATISTICS | | | | |
|------------------------------|------|------|------|------|
| | 2019 | 2020 | 2021 | 2022 |
| ASSAULT | 456 | 498 | 412 | 454 |
| DOMESTIC ASSAULT | 807 | 779 | 710 | 667 |
| ASSAULT ON LAW ENFORCEMENT | 33 | 37 | 16 | 31 |
| RESISTING ARREST/OBSTRUCTION | 318 | 288 | 186 | 201 |
| UNLAWFUL USE/WEAPON | 66 | 91 | 67 | 55 |
| HOMICIDE | 2 | 6 | 5 | 10 |
| SEX CRIMES | 132 | 119 | 107 | 110 |
| ROBBERY | 64 | 72 | 48 | 33 |
| TOTAL VIOLENT CRIME | 1878 | 1890 | 1551 | 1561 |

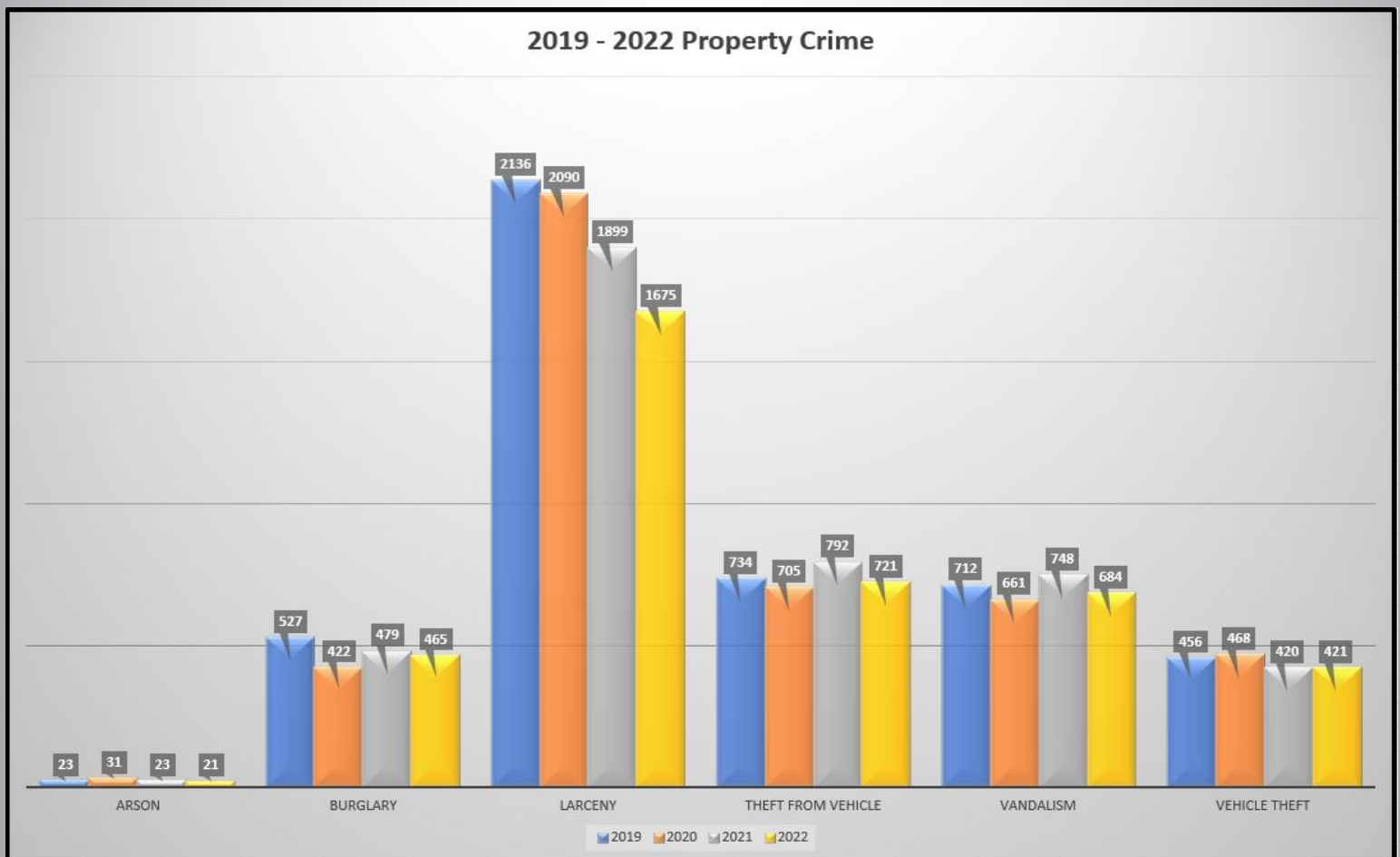


JOPLIN

POLICE DEPARTMENT

PROPERTY CRIMES

| 2019 - 2022 PROPERTY CRIME | | | | |
|----------------------------|------|------|------|------|
| | 2019 | 2020 | 2021 | 2022 |
| ARSON | 23 | 31 | 23 | 21 |
| BURGLARY | 527 | 422 | 479 | 465 |
| LARCENY | 2136 | 2090 | 1899 | 1675 |
| THEFT FROM VEHICLE | 734 | 705 | 792 | 721 |
| VANDALISM | 712 | 661 | 748 | 684 |
| VEHICLE THEFT | 456 | 468 | 420 | 421 |
| TOTAL PROPERTY CRIME | 4588 | 4377 | 4361 | 3987 |

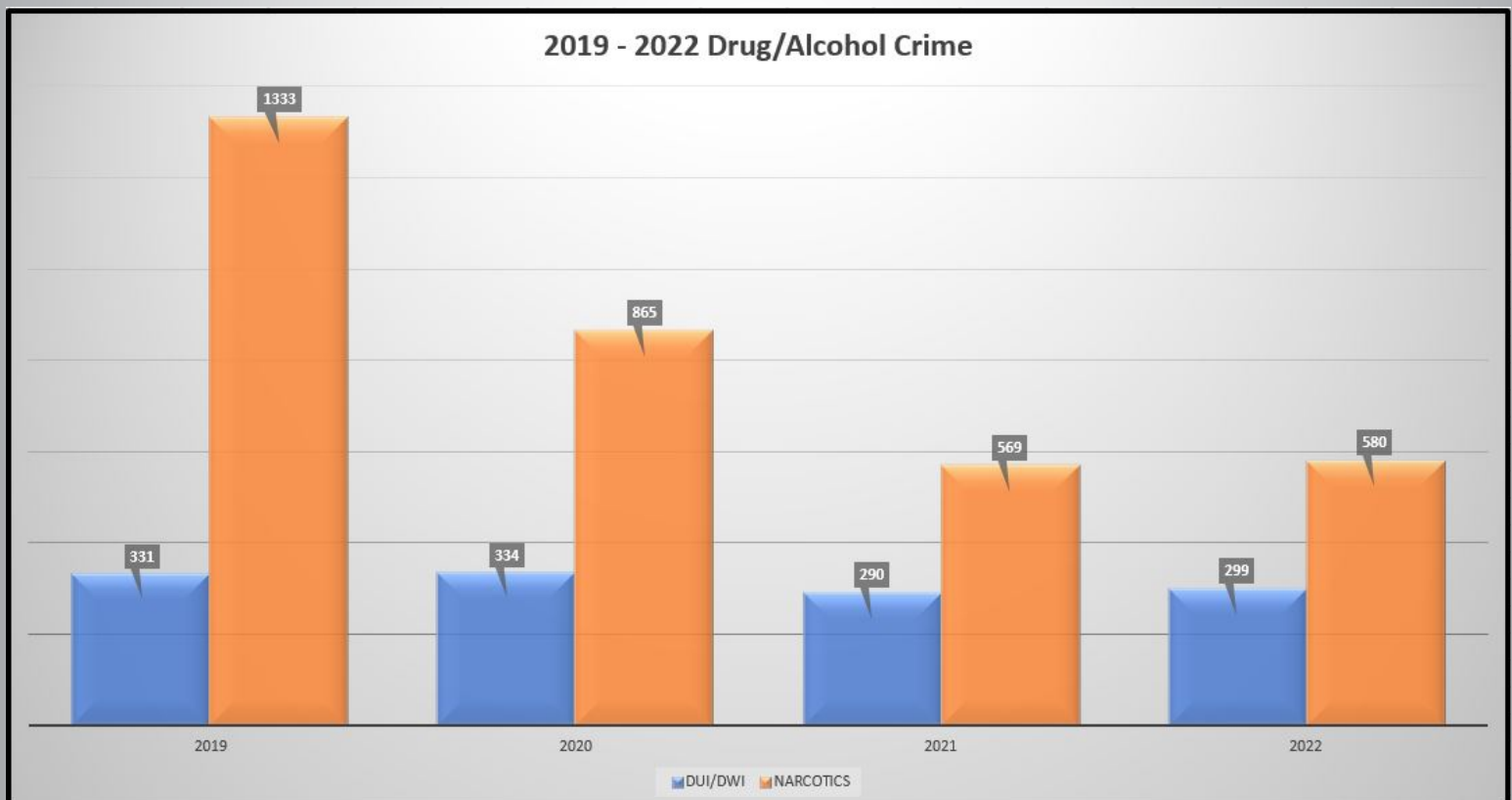


JOPLIN

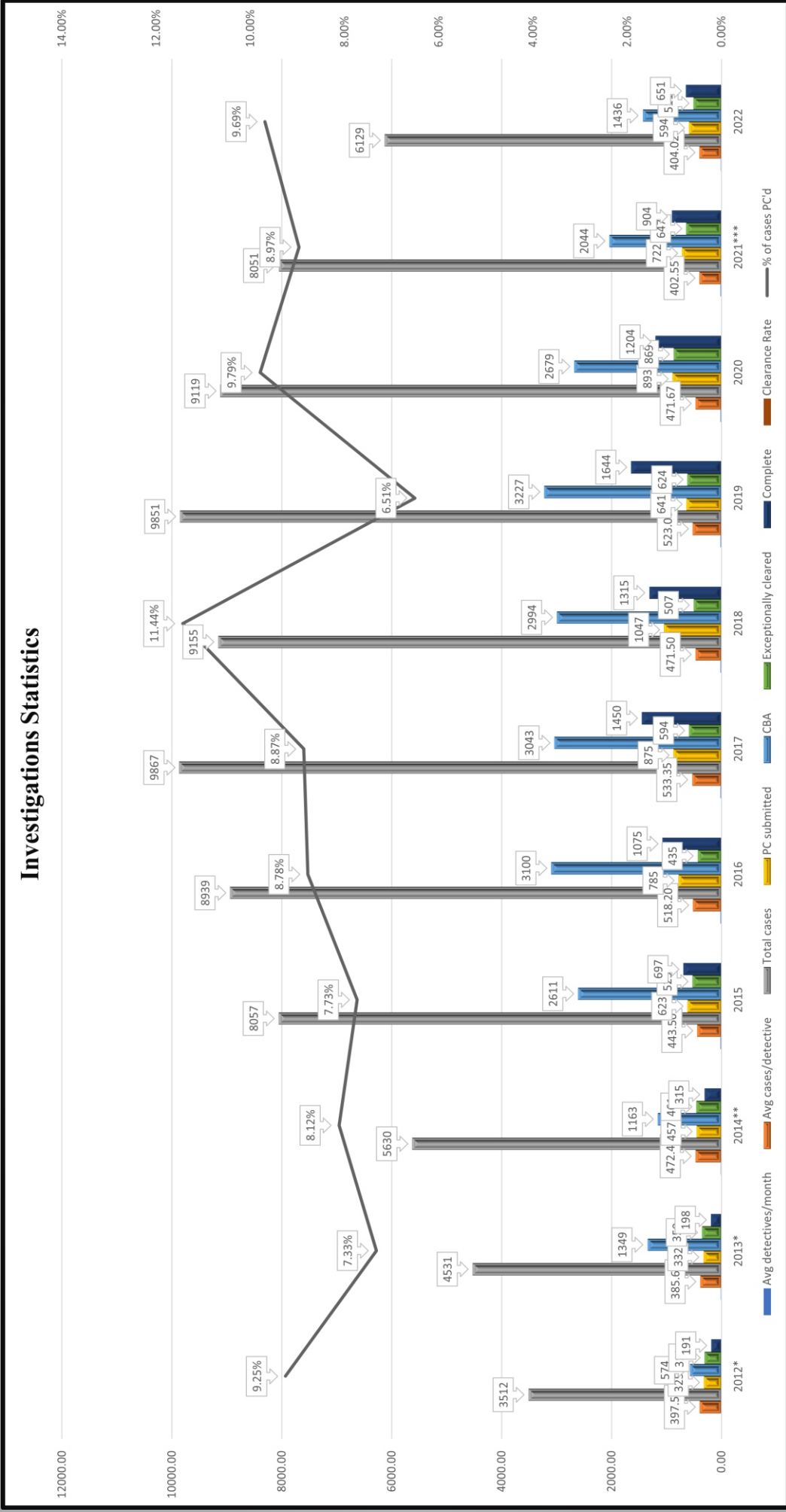
POLICE DEPARTMENT

DRUG & ALCOHOL CRIMES

| 2019 - 2022 DRUG/ALCOHOL CRIME | | | | |
|--------------------------------|------|------|------|------|
| | 2019 | 2020 | 2021 | 2022 |
| DUI/DWI | 331 | 334 | 290 | 299 |
| NARCOTICS | 1333 | 865 | 569 | 580 |
| TOTAL DRUG/ALCOHOL CRIME | 1664 | 1199 | 859 | 879 |



INVESTIGATIONS



JOPLIN

POLICE DEPARTMENT