













































**Schedule A**  
**KUNR-FM (1501)**  
**Reno , NV**
























**NFFS Excluded?**























If you have an NFFS Exclusion, please click the "NFFS X" button, and enter your NFFS data.

Source of Income	2021 data		2022 data	
1. Amounts provided directly by federal government agencies	\$6,059		\$0	
A. Grants for facilities and other capital purposes	\$0		\$0	
B. Department of Education	\$0		\$0	
C. Department of Health and Human Services	\$0		\$0	
D. National Endowment for the Arts and Humanities	\$0		\$0	
E. National Science Foundation	\$0		\$0	
F. Other Federal Funds (specify)	\$6,059		\$0	
2. Amounts provided by Public Broadcasting Entities	\$476,508		\$226,585	
A. CPB - Community Service Grants	\$204,033		\$226,585	
B. CPB - all other funds from CPB (e.g. RTL, Programming Grants)	\$231,705		\$0	
C. PBS - all payments except copyright royalties and other pass-through payments. See Guidelines for details.	\$0		\$0	
D. NPR - all payments except pass-through payments. See Guidelines for details.	\$0		\$0	
E. Public broadcasting stations - all payments	\$40,770		\$0	
F. Other PBE funds (specify)	\$0		\$0	
3. Local boards and departments of education or other local government or agency sources	\$5,727		\$10,689	
3.1 NFFS Eligible	\$5,727		\$10,689	
A. Program and production underwriting	\$5,727		\$10,689	
B. Grants and contributions other than underwriting	\$0		\$0	
C. Appropriations from the licensee	\$0		\$0	
D. Gifts and grants for facilities and equipment as restricted by the donor or received through a capital	\$0		\$0	

campaign (Radio only)		
E. Gifts and grants received through a capital campaign but not for facilities and equipment	\$0	\$0 
F. Other income eligible as NFFS (specify)	\$0	\$0 
3.2 NFFS Ineligible	\$0	\$0 
A. Rental income	\$0	\$0 
B. Fees for services	\$0	\$0 
C. Licensing fees (not royalties – see instructions for Line 15)	\$0	\$0 
D. Gifts and grants for facilities and equipment as restricted by the donor or received through a capital campaign (TV only)	\$0	\$0 
E. Other income ineligible for NFFS inclusion	\$0	\$0 
4. State boards and departments of education or other state government or agency sources	\$96,818	\$29,878 
4.1 NFFS Eligible	\$96,818	\$29,878 
A. Program and production underwriting	\$3,917	\$7,452 
B. Grants and contributions other than underwriting	\$92,901	\$22,426 
C. Appropriations from the licensee	\$0	\$0 
D. Gifts and grants for facilities and equipment as restricted by the donor or received through a capital campaign (Radio only)	\$0	\$0 
E. Gifts and grants received through a capital campaign but not for facilities and equipment	\$0	\$0 
F. Other income eligible as NFFS (specify)	\$0	\$0 
4.2 NFFS Ineligible	\$0	\$0 
A. Rental income	\$0	\$0 
B. Fees for services	\$0	\$0 
C. Licensing fees (not royalties – see instructions for Line 15)	\$0	\$0 
D. Gifts and grants for facilities and equipment as restricted by the donor or received through a capital campaign (TV only)	\$0	\$0 
E. Other income ineligible for NFFS inclusion	\$0	\$0 

5. State colleges and universities	\$177,720	\$182,874 
5.1 NFFS Eligible	\$177,720	\$182,874 
A. Program and production underwriting	\$39,116	\$38,135 
B. Grants and contributions other than underwriting	\$0	\$0 
C. Appropriations from the licensee	\$138,604	\$144,739 
D. Gifts and grants for facilities and equipment as restricted by the donor or received through a capital campaign (Radio only)	\$0	\$0 
E. Gifts and grants received through a capital campaign but not for facilities and equipment	\$0	\$0 
F. Other income eligible as NFFS (specify)	\$0	\$0 
5.2 NFFS Ineligible	\$0	\$0 
A. Rental income	\$0	\$0 
B. Fees for services	\$0	\$0 
C. Licensing fees (not royalties – see instructions for Line 15)	\$0	\$0 
D. Gifts and grants for facilities and equipment as restricted by the donor or received through a capital campaign (TV only)	\$0	\$0 
E. Other income ineligible for NFFS inclusion	\$0	\$0 
6. Other state-supported colleges and universities	\$0	\$0 
6.1 NFFS Eligible	\$0	\$0 
A. Program and production underwriting	\$0	\$0 
B. Grants and contributions other than underwriting	\$0	\$0 
C. Appropriations from the licensee	\$0	\$0 
D. Gifts and grants for facilities and equipment as restricted by the donor or received through a capital campaign (Radio only)	\$0	\$0 
E. Gifts and grants received through a capital campaign but not for facilities and equipment	\$0	\$0 
F. Other income eligible as NFFS (specify)	\$0	\$0 

6.2 NFFS Ineligible	\$0	\$0	
A. Rental income	\$0	\$0	
B. Fees for services	\$0	\$0	
C. Licensing fees (not royalties – see instructions for Line 15)	\$0	\$0	
D. Gifts and grants for facilities and equipment as restricted by the donor or received through a capital campaign (TV only)	\$0	\$0	
E. Other income ineligible for NFFS inclusion	\$0	\$0	
7. Private colleges and universities	\$0	\$0	
7.1 NFFS Eligible	\$0	\$0	
A. Program and production underwriting	\$0	\$0	
B. Grants and contributions other than underwriting	\$0	\$0	
C. Appropriations from the licensee	\$0	\$0	
D. Gifts and grants for facilities and equipment as restricted by the donor or received through a capital campaign (Radio only)	\$0	\$0	
E. Gifts and grants received through a capital campaign but not for facilities and equipment	\$0	\$0	
F. Other income eligible as NFFS (specify)	\$0	\$0	
7.2 NFFS Ineligible	\$0	\$0	
A. Rental income	\$0	\$0	
B. Fees for services	\$0	\$0	
C. Licensing fees (not royalties – see instructions for Line 15)	\$0	\$0	
D. Gifts and grants for facilities and equipment as restricted by the donor or received through a capital campaign (TV only)	\$0	\$0	
E. Other income ineligible for NFFS inclusion	\$0	\$0	
8. Foundations and nonprofit associations	\$274,151	\$240,634	
8.1 NFFS Eligible	\$274,151	\$240,634	
A. Program and production underwriting	\$69,119	\$99,106	

B. Grants and contributions other than underwriting	\$205,032	\$141,528 
C. Gifts and grants for facilities and equipment as restricted by the donor or received through a capital campaign (Radio only)	\$0	\$0 
D. Gifts and grants received through a capital campaign but not for facilities and equipment	\$0	\$0 
E. Other income eligible as NFFS (specify)	\$0	\$0 
8.2 NFFS Ineligible	\$0	\$0 
A. Rental income	\$0	\$0 
B. Fees for services	\$0	\$0 
C. Licensing fees (not royalties – see instructions for Line 15)	\$0	\$0 
D. Gifts and grants for facilities and equipment as restricted by the donor or received through a capital campaign (TV only)	\$0	\$0 
E. Other income ineligible for NFFS inclusion	\$0	\$0 
9. Business and Industry	\$249,591	\$252,197 
9.1 NFFS Eligible	\$249,591	\$252,197 
A. Program and production underwriting	\$249,591	\$252,197 
B. Grants and contributions other than underwriting	\$0	\$0 
C. Gifts and grants for facilities and equipment as restricted by the donor or received through a capital campaign (Radio only)	\$0	\$0 
D. Gifts and grants received through a capital campaign but not for facilities and equipment	\$0	\$0 
E. Other income eligible as NFFS (specify)	\$0	\$0 
9.2 NFFS Ineligible	\$0	\$0 
A. Rental income	\$0	\$0 
B. Fees for services	\$0	\$0 
C. Licensing fees (not royalties – see instructions for Line 15)	\$0	\$0 
D. Gifts and grants for facilities and equipment as restricted by the donor or received through a capital campaign (TV only)	\$0	\$0 

E. Other income ineligible for NFFS inclusion	\$0	\$0	
10. Memberships and subscriptions (net of membership bad debt expense)	\$652,486	\$553,674	
10.1 NFFS Exclusion – Fair market value of premiums that are not of insubstantial value	\$0	\$0	
10.2 NFFS Exclusion – All bad debt expenses from NFFS eligible revenues including but not limited to pledges, underwriting, and membership (unless netted elsewhere in Schedule A)	\$7,799	\$0	
	2021 data	2022 data	
10.3 Total number of contributors.	3,585	2,915	
11. Revenue from Friends groups less any revenue included on line 10	\$0	\$0	
	2021 data	2022 data	
11.1 Total number of Friends contributors.	0	0	
12. Subsidiaries and other activities unrelated to public broadcasting (See instructions)	\$0	\$0	
A. Nonprofit subsidiaries involved in telecommunications activities	\$0	\$0	
B. NFFS Ineligible – Nonprofit subsidiaries not involved in telecommunications activities	\$0	\$0	
C. NFFS Ineligible – For-profit subsidiaries regardless of the nature of its activities	\$0	\$0	
D. NFFS Ineligible – Other activities unrelated to public broadcasting	\$0	\$0	
<b>Form of Revenue</b>			
	2021 data	2022 data	
13. Auction revenue (see instructions for Line 13)	\$0	\$0	
A. Gross auction revenue	\$0	\$0	
B. Direct auction expenses	\$0	\$0	
14. Special fundraising activities (see instructions for Line 14)	\$0	\$0	
A. Gross special fundraising revenues	\$0	\$0	
B. Direct special fundraising expenses	\$0	\$0	
15. Passive income	\$0	\$0	
A. Interest and dividends (other than on endowment funds)	\$0	\$0	
B. Royalties	\$0	\$0	

C. PBS or NPR pass-through copyright royalties		\$0	\$0	
16. Gains and losses on investments, charitable trusts and gift annuities and sale of other assets (other than endowment funds)		\$0	\$0	
A. Gains from sales of property and equipment (do not report losses)		\$0	\$0	
B. Realized gains/losses on investments (other than endowment funds)		\$0	\$0	
C. Unrealized gains/losses on investments and actuarial gains/losses on charitable trusts and gift annuities (other than endowment funds)		\$0	\$0	
17. Endowment revenue		\$0	\$0	
A. Contributions to endowment principal		\$0	\$0	
B. Interest and dividends on endowment funds		\$0	\$0	
C. Realized net investment gains and losses on endowment funds (if this is a negative amount, add a hyphen, e.g., "-1,765")		\$0	\$0	
D. Unrealized net investment gains and losses on endowment funds (if this is a negative amount, add a hyphen, e.g., "-1,765")		\$0	\$0	
18. Capital fund contributions from individuals (see instructions)		\$0	\$0	
A. Facilities and equipment (except funds received from federal or public broadcasting sources)		\$0	\$0	
B. Other		\$0	\$0	
19. Gifts and bequests from major individual donors		\$280,756	\$262,620	
	2021 data	2022 data		
19.1 Total number of major individual donors	114	122		
20. Other Direct Revenue		\$0	\$0	
Line 21. Proceeds from the FCC Spectrum Incentive Auction, interest and dividends earned on these funds, channel sharing revenues, and spectrum leases		\$0	\$0	
A. Proceeds from sale in spectrum auction		\$0	\$0	
B. Interest and dividends earned on spectrum auction related revenue		\$0	\$0	
C. Payments from spectrum auction speculators		\$0	\$0	
D. Channel sharing and spectrum leases revenues		\$0	\$0	

E. Spectrum repacking funds	\$0	\$0
22. Total Revenue (Sum of lines 1 through 12, 13.A, 14.A, and 15 through 21)	\$2,219,816	\$1,759,151

[Click here to view all NFFS Eligible revenue on Lines 3 through 9.](#)

[Click here to view all NFFS Ineligible revenue on Lines 3 through 9.](#)

Adjustments to Revenue	2021 data	2022 data
23. Federal revenue from line 1.	\$6,059	\$0
24. Public broadcasting revenue from line 2.	\$476,508	\$226,585
25. Capital funds exclusion—TV (3.2D, 4.2D, 5.2D, 6.2D, 7.2D, 8.2D, 9.2D, 18A)	\$0	\$0
26. Revenue on line 20 not meeting the source, form, purpose, or recipient criteria	\$0	\$0
27. Other automatic subtractions from total revenue	\$7,799	\$0
A. Auction expenses – limited to the lesser of lines 13a or 13b	\$0	\$0
B. Special fundraising event expenses – limited to the lesser of lines 14a or 14b	\$0	\$0
C. Gains from sales of property and equipment – line 16a	\$0	\$0
D. Realized gains/losses on investments (other than endowment funds) – line 16b	\$0	\$0
E. Unrealized investment and actuarial gains/losses (other than endowment funds) – line 16c	\$0	\$0
F. Realized and unrealized net investment gains/losses on endowment funds – line 17c, line 17d	\$0	\$0
G. Rental income (3.2A, 4.2A, 5.2A, 6.2A, 7.2A, 8.2A, 9.2A)	\$0	\$0
H. Fees for services (3.2B, 4.2B, 5.2B, 6.2B, 7.2B, 8.2B, 9.2B)	\$0	\$0
I. Licensing Fees (3.2C, 4.2C, 5.2C, 6.2C, 7.2C, 8.2C, 9.2C)	\$0	\$0
J. Other revenue ineligible as NFFS (3.2E, 4.2E, 5.2E, 6.2E, 7.2E, 8.2E, 9.2E)	\$0	\$0
K. FMV of high-end premiums (Line 10.1)	\$0	\$0
L. All bad debt expenses from NFFS eligible revenues including but not limited to pledges, underwriting, and membership (Line 10.2)	\$7,799	\$0



M. Revenue from subsidiaries and other activities ineligible as NFFS (12.B, 12.C, 12.D)	\$0	\$0	
N. Proceeds from spectrum auction and related revenues from line 21.	\$0	\$0	
28. <b>Total Direct Nonfederal Financial Support</b> (Line 22 less Lines 23 through 27). (Forwards to line 1 of the Summary of Nonfederal Financial Support)	\$1,729,450	\$1,532,566	

## Comments

Comment	Name	Date	Status
Decrease in NV DOE PBS Grant explained: Sponsor reduced the length of the award dates to spring 2022 and the award categories applied for were expenses from fall 2021. KUNR was unable to fully expend the grant. On the following application KUNR was sure to apply for all funding categories to prevent this situation from occurring again.	Erinn Kari	2/10/2023	Note
Reduction in grants from FY21 to FY22 explained: In FY21 we had the Facebook Journalism Project grant. This was a one year \$100,000 grant.	Erinn Kari	2/10/2023	Note
There were no premiums that are not of insubstantial value in FY22.	Erinn Kari	2/10/2023	Note
FY21 received grant revenue for Mountain West News Bureau and Boise State (CPB sub-grants).	Erinn Kari	2/13/2023	Note
Increase in FY22 in Foundations and Non-Profits in UWs due to recovery from the pandemic.	Erinn Kari	2/13/2023	Note

**Schedule B WorkSheet**  
**KUNR-FM (1501)**  
**Reno , NV**

2021

2022

### Step 1 - Compute the Rate - Licensee Indirect Costs/Licensee Direct Costs

Institutional Support (Enter this amount here only if station benefits	\$204,201,000	\$208,252,000	
--	---------------	---------------	--

2021

2022

from Institutional Support.)


AFS page or "n/a"

0

page(s): 54 FY21 NSHE AFS 

Physical Plant Support (Enter this amount here only if station benefits from Physical Plant Support.)

\$148,058,000


\$120,223,000 

AFS page or "n/a"

0


page(s): 54 FY21 NSHE AFS **Licensee Indirect Costs**

\$352,259,000

\$328,475,000 **Licensee Direct Costs**

Total Operating expenses

\$1,999,880,000

\$1,887,808,000 


AFS page or "n/a"

0

page(s): 54 FY21 NSHE AFS 

Less: Institutional Support (Enter this amount whether or not the station benefits from Institutional Support.)

\$204,201,000

\$208,252,000 


AFS page or "n/a"

0

page(s): 54 FY21 NSHE AFS 

Less: Physical Plant Support (Enter this amount whether or not the station benefits from Physical Plant Support.)

\$148,058,000

\$120,223,000 


AFS page or "n/a"

0

page(s): 54 FY21 NSHE AFS 


Licensee's Direct Costs (= Total operating expenses minus both Institutional Support and Physical Plant Support)

\$1,647,621,000

\$1,559,333,000 


Indirect Cost Rate = (Licensee's Indirect Costs/Licensee's Direct Costs)

%21.379856

%21.065096 **Step 2 - Identify the Base (Station's Net Direct Expenses)**


Station's Total Operating Expenses (from Schedule E, Line 8)

\$2,280,852

\$2,027,877 


Less: Depreciation and Amortization - from station's AFS (if applicable)

\$15,309

\$53,278 


AFS page or "n/a"

0

Pg 18 FY22 KUNR AFS 


In-kind contributions and donated property and equipment reported as expenses per AFS (if applicable)










\$102,743

\$132,300 

AFS page or "n/a"

0

Pg 10 FY22 KUNR AFS 






	2021	2022
Indirect Administrative Support (if included in station's total expenses) -per AFS	\$373,775	\$313,338 
AFS page or "n/a"	0	Pg 10 FY22 KUNR AFS 
Expenses for non-broadcast activities and UBIT-per AFS (if applicable)	\$0	\$0 
AFS page or "n/a"	0	n/a 
Expenses not supported by licensee - per AFS (Example: expenses of consolidated entities like Friends Groups, foundations, and component units (if applicable))	\$0	\$0 
AFS page or "n/a"	0	n/a 
Station's Net Direct Expenses	\$1,789,025	\$1,528,961 
<b>Step 3: Apply the Rate to the Base (= total support activity benefiting the station)</b>	\$382,491	\$322,077 
Upload the licensee's audited financial statement only. [NOTE: Only PDF files are allowed for upload.]	<a href="#">View Document</a>	1501_KUNR_BWA_fy22.pdf 

## Comments

Comment	Name	Date	Status
---------	------	------	--------

Occupancy List  
KUNR-FM (1501)  
Reno , NV

Type of Occupancy Location	Value
Schedule B Totals KUNR-FM (1501) Reno , NV	

	2021 data	2022 data
1. Total support activity benefiting station	\$382,491	\$322,077 
2. Occupancy value	0	\$0 
3. Deductions: Fees paid to the licensee for overhead recovery, assessment, etc.	\$8,716	\$8,739 
4. Deductions: Support shown on lines 1 and 2 in excess of revenue reported in financial statements.	\$0	\$0 
5. Total Indirect Administrative Support (Forwards to Line 2 of the Summary of Nonfederal Financial Support)	\$373,775	\$313,338 

2021 data

2022 data

6. Please enter an institutional type code for your licensee.

SU

SU



## Comments

Comment	Name	Date	Status
---------	------	------	--------












**Schedule C**  
**KUNR-FM (1501)**  
**Reno , NV**

2021 data

Donor  
Code


2022 data

1. PROFESSIONAL SERVICES (must be eligible as NFFS)		\$17,300		\$4,400	
A. Legal		\$0		\$0	
B. Accounting and/or auditing	BS	\$17,300	BS	\$4,400	
C. Engineering		\$0		\$0	
D. Other professionals (see specific line item instructions in Guidelines before completing)		\$0		\$0	
2. GENERAL OPERATIONAL SERVICES (must be eligible as NFFS)		\$0		\$0	
A. Annual rental value of space (studios, offices, or tower facilities)		\$0		\$0	
B. Annual value of land used for locating a station-owned transmission tower		\$0		\$0	
C. Station operating expenses		\$0		\$0	
D. Other (see specific line item instructions in Guidelines before completing)		\$0		\$0	
3. OTHER SERVICES (must be eligible as NFFS)		\$0		\$0	
A. ITV or educational radio		\$0		\$0	
B. State public broadcasting agencies (APBC, FL-DOE, eTech Ohio)		\$0		\$0	
C. Local advertising		\$0		\$0	
D. National advertising		\$0		\$0	
4. Total in-kind contributions - services and other assets eligible as NFFS (sum of lines 1 through 3), forwards to Line 3a. of the Summary of Nonfederal Financial Support		\$17,300		\$4,400	
5. IN-KIND CONTRIBUTIONS INELIGIBLE AS NFFS		\$85,443		\$127,900	
A. Compact discs, records, tapes and cassettes	BS	\$636		\$0	
B. Exchange transactions		\$0		\$0	

	2021 data	<u>Donor Code</u>	2022 data
C. Federal or public broadcasting sources	\$0		\$0 
D. Fundraising related activities	\$0		\$0 
E. ITV or educational radio outside the allowable scope of approved activities	\$0		\$0 
F. Local productions	\$0		\$0 
G. Program supplements	\$0		\$0 
H. Programs that are nationally distributed	\$0		\$0 
I. Promotional items	\$0		\$0 
J. Regional organization allocations of program services	\$0		\$0 
K. State PB agency allocations other than those allowed on line 3(b)	\$0		\$0 
L. Services that would not need to be purchased if not donated	\$0		\$0 
M. Other	BS \$84,807	BS	\$127,900 
<b>Description</b> Donated Advert-F/R	<b>Amount</b> \$127,900		

6. Total in-kind contributions - services and other assets (line 4 plus line 5), forwards to Schedule F, line 1c. Must agree with in-kind contributions recognized as revenue in the AFS.








\$102,743






\$132,300 

#### Comments

Comment	Name	Date	Status
---------	------	------	--------

















**Schedule D**  
**KUNR-FM (1501)**  
**Reno , NV**























	2021 data	<u>Donor Code</u>	2022 data
1. Land (must be eligible as NFFS)	\$0		\$0 
2. Building (must be eligible as NFFS)	\$0		\$0 
3. Equipment (must be eligible as NFFS)	\$0		\$0 
4. Vehicle(s) (must be eligible as NFFS)	\$0		\$0 
5. Other (specify) (must be eligible as NFFS)	\$0		\$0 
6. Total in-kind contributions - property and equipment eligible as NFFS (sum of lines 1 through 5), forwards to Line 3b. of the Summary of Nonfederal Financial Support	\$0		\$0 
7. IN-KIND CONTRIBUTIONS INELIGIBLE AS NFFS	\$0		\$0 

	2021 data	<u>Donor Code</u>	2022 data
a) Exchange transactions	\$0		\$0 
b) Federal or public broadcasting sources	\$0		\$0 
c) TV only—property and equipment that includes new facilities (land and structures), expansion of existing facilities and acquisition of new equipment	\$0		\$0 
d) Other (specify)	\$0		\$0 
8. Total in-kind contributions - property and equipment (line 6 plus line 7), forwards to Schedule F, line 1d. Must agree with in-kind contributions recognized as revenue in the AFS.	\$0		\$0 

#### Comments

Comment	Name	Date	Status
Schedule E KUNR-FM (1501) Reno , NV			

EXPENSES (Operating and non-operating)			
PROGRAM SERVICES		2021 data	2022 data
	1. Programming and production	\$884,327	\$895,084 
	A. Restricted Radio CSG	\$48,620	\$48,711 
	B. Unrestricted Radio CSG	\$153,910	\$155,322 
	C. Other CPB Funds	\$32,755	\$59,207 
	D. All non-CPB Funds	\$649,042	\$631,844 
	2. Broadcasting and engineering	\$271,849	\$215,953 
	A. Restricted Radio CSG	\$0	\$0 
	B. Unrestricted Radio CSG	\$3,130	\$0 
	C. Other CPB Funds	\$1,389	\$0 
	D. All non-CPB Funds	\$267,330	\$215,953 
	3. Program information and promotion	\$0	\$0 
	A. Restricted Radio CSG	\$0	\$0 
	B. Unrestricted Radio CSG	\$0	\$0 

PROGRAM SERVICES		2021 data	2022 data
	C. Other CPB Funds	\$0	\$0 
	D. All non-CPB Funds	\$0	\$0 
SUPPORT SERVICES		2021 data	2022 data
+	4. Management and general	\$771,288	\$578,205 
	A. Restricted Radio CSG	\$0	\$0 
	B. Unrestricted Radio CSG	\$0	\$0 
	C. Other CPB Funds	\$18,678	\$0 
	D. All non-CPB Funds	\$752,610	\$578,205 
+	5. Fund raising and membership development	\$182,532	\$202,083 
	A. Restricted Radio CSG	\$0	\$0 
	B. Unrestricted Radio CSG	\$0	\$0 
	C. Other CPB Funds	\$107	\$0 
	D. All non-CPB Funds	\$182,425	\$202,083 
+	6. Underwriting and grant solicitation	\$170,856	\$136,552 
	A. Restricted Radio CSG	\$0	\$0 
	B. Unrestricted Radio CSG	\$0	\$0 
	C. Other CPB Funds	\$0	\$0 
	D. All non-CPB Funds	\$170,856	\$136,552 
+	7. Depreciation and amortization (if not allocated to functional categories in lines 1 through 6)	\$0	\$0 
	A. Restricted Radio CSG	\$0	\$0 
	B. Unrestricted Radio CSG	\$0	\$0 
	C. Other CPB Funds	\$0	\$0 
	D. All non-CPB Funds	\$	\$0 
+	8. Total Expenses (sum of lines 1 to 7) must agree with audited financial statements	\$2,280,852	\$2,027,877 
	A. Total Restricted Radio CSG (sum of Lines 1.A, 2.A, 3.A, 4.A, 5.A, 6.A, 7.A)	\$48,620	\$48,711 


**PROGRAM SERVICES**

2021 data

2022 data


B. Total Unrestricted Radio CSG (sum of Lines 1.B, 2.B, 3.B, 4.B, 5.B, 6.B, 7.B)

\$157,040

\$155,322 


C. Total Other CPB Funds (sum of Lines 1.C, 2.C, 3.C, 4.C, 5.C, 6.C, 7.C)

\$52,929

\$59,207 

D. Total All non-CPB Funds (sum of Lines 1.D, 2.D, 3.D, 4.D, 5.D, 6.D, 7.D)

\$2,022,263

\$1,764,637 **INVESTMENT IN CAPITAL ASSETS**


Cost of capital assets purchased or donated

2021 data

2022 data

9. Total capital assets purchased or donated

\$0

\$5,846 


9a. Land and buildings

\$0

\$0 

9b. Equipment

\$0


\$5,846 

9c. All other

\$0

\$0 **10. Total expenses and investment in capital assets**  
(Sum of lines 8 and 9)

\$2,280,852

\$2,033,723 **Additional Information**


(Lines 11 + 12 must equal line 8 and Lines 13 + 14 must equal line 9)

2021 data

2022 data


11. Total expenses (direct only)

\$1,789,025

\$1,565,014 


12. Total expenses (indirect and in-kind)

\$491,827

\$462,863 

13. Investment in capital assets (direct only)

\$0

\$5,846 

14. Investment in capital assets (indirect and in-kind)

\$0

\$0 

## Comments


Comment	Name	Date	Status
---------	------	------	--------

**Schedule F**  
**KUNR-FM (1501)**  
**Reno , NV**


2022 data

**1. Data from AFR**


a. Schedule A, Line 22

\$1,759,151 

b. Schedule B, Line 5

\$313,338 

c. Schedule C, Line 6

\$132,300 



d. Schedule D, Line 8

\$0

e. Total from AFR

\$2,204,789

Choose Reporting Model

You **must** choose one of the three reporting models in order to complete Schedule F. After making your selection, click the "Choose" button below, which will display your reporting model. When changing to a different reporting model all data entered in the current reporting model will be lost.

- ☒ FASB
- ☐ GASB Model A proprietary enterprise-fund financial statements with business-type activities only
- ☐ GASB Model B public broadcasting entity-wide statements with mixed governmental and business-type activities

2022 data

2. GASB Model A proprietary enterprise-fund financial statements with business-type activities only

- a. Operating revenues

\$2,204,789
- b. Non-operating revenues

\$-4,853
- c. Other revenue

\$0
- d. Captital grants, gifts and appropriations (if not included above)

\$0
- e. Total From AFS, lines 2a-2d

\$2,199,936

Reconciliation

2022 data

3. Difference (line 1 minus line 2)

\$4,853
4. If the amount on line 3 is not equal to \$0, click the "Add" button and list the reconciling items.

\$4,853

Description	Amount
Interest Expense on Lease Obligations	\$4,853

Comments

Comment	Name	Date	Status
---------	------	------	--------