

Schedule A
KUNR-FM (1501)
Reno , NV

NFFS Excluded?








If you have an NFFS Exclusion, please click the "NFFS X" button, and enter your NFFS data.

Source of Income	2022 data	2023 data
1. Amounts provided directly by federal government agencies	\$0	\$0
A. Grants for facilities and other capital purposes	\$0	\$0
B. Department of Education	\$0	\$0
C. Department of Health and Human Services	\$0	\$0
D. National Endowment for the Arts and Humanities	\$0	\$0
E. National Science Foundation	\$0	\$0
F. Other Federal Funds (specify)	\$0	\$0
2. Amounts provided by Public Broadcasting Entities	\$226,585	\$269,975
A. CPB - Community Service Grants	\$226,585	\$245,726
B. CPB - all other funds from CPB	\$0	\$0
C. PBS - all payments except copyright royalties and other pass-through payments. See Guidelines for details.	\$0	\$0
D. NPR - all payments except pass-through payments. See Guidelines for details.	\$0	\$0
E. Public broadcasting stations - all payments	\$0	\$24,249
F. Other PBE funds (specify)	\$0	\$0
3. Local boards and departments of education or other local government or agency sources	\$10,689	\$10,554
3.1 NFFS Eligible	\$10,689	\$10,554
A. Program and production underwriting	\$10,689	\$10,554
B. Grants and contributions other than underwriting	\$0	\$0
C. Appropriations from the licensee	\$0	\$0
D. Gifts and grants for facilities and equipment as restricted by the donor or received through a capital campaign (Radio only)	\$0	\$0
E. Gifts and grants received through a capital campaign but not for facilities and equipment	\$0	\$0
F. Other income eligible as NFFS (specify)	\$0	\$0
3.2 NFFS Ineligible	\$0	\$0
A. Rental income	\$0	\$0
B. Fees for services	\$0	\$0
C. Licensing fees (not royalties – see instructions for Line 15)	\$0	\$0
D. Gifts and grants for facilities and equipment as restricted by the donor or received through a capital campaign (TV only)	\$0	\$0






















E. Other income ineligible for NFFS inclusion	\$0	\$0	
4. State boards and departments of education or other state government or agency sources	\$29,878	\$119,666	
4.1 NFFS Eligible	\$29,878	\$119,666	
A. Program and production underwriting	\$7,452	\$32,664	
B. Grants and contributions other than underwriting	\$22,426	\$87,002	
C. Appropriations from the licensee	\$0	\$0	
D. Gifts and grants for facilities and equipment as restricted by the donor or received through a capital campaign (Radio only)	\$0	\$0	
E. Gifts and grants received through a capital campaign but not for facilities and equipment	\$0	\$0	
F. Other income eligible as NFFS (specify)	\$0	\$0	
4.2 NFFS Ineligible	\$0	\$0	
A. Rental income	\$0	\$0	
B. Fees for services	\$0	\$0	
C. Licensing fees (not royalties – see instructions for Line 15)	\$0	\$0	
D. Gifts and grants for facilities and equipment as restricted by the donor or received through a capital campaign (TV only)	\$0	\$0	
E. Other income ineligible for NFFS inclusion	\$0	\$0	
5. State colleges and universities	\$182,874	\$194,344	
5.1 NFFS Eligible	\$182,874	\$194,344	
A. Program and production underwriting	\$38,135	\$31,465	
B. Grants and contributions other than underwriting	\$0	\$0	
C. Appropriations from the licensee	\$144,739	\$162,879	
D. Gifts and grants for facilities and equipment as restricted by the donor or received through a capital campaign (Radio only)	\$0	\$0	
E. Gifts and grants received through a capital campaign but not for facilities and equipment	\$0	\$0	
F. Other income eligible as NFFS (specify)	\$0	\$0	
5.2 NFFS Ineligible	\$0	\$0	
A. Rental income	\$0	\$0	
B. Fees for services	\$0	\$0	
C. Licensing fees (not royalties – see instructions for Line 15)	\$0	\$0	
D. Gifts and grants for facilities and equipment as restricted by the donor or received through a capital campaign (TV only)	\$0	\$0	
E. Other income ineligible for NFFS inclusion	\$0	\$0	
6. Other state-supported colleges and universities	\$0	\$0	

6.1 NFFS Eligible	\$0	\$0	
A. Program and production underwriting	\$0	\$0	
B. Grants and contributions other than underwriting	\$0	\$0	
C. Appropriations from the licensee	\$0	\$0	
D. Gifts and grants for facilities and equipment as restricted by the donor or received through a capital campaign (Radio only)	\$0	\$0	
E. Gifts and grants received through a capital campaign but not for facilities and equipment	\$0	\$0	
F. Other income eligible as NFFS (specify)	\$0	\$0	
6.2 NFFS Ineligible	\$0	\$0	
A. Rental income	\$0	\$0	
B. Fees for services	\$0	\$0	
C. Licensing fees (not royalties – see instructions for Line 15)	\$0	\$0	
D. Gifts and grants for facilities and equipment as restricted by the donor or received through a capital campaign (TV only)	\$0	\$0	
E. Other income ineligible for NFFS inclusion	\$0	\$0	
7. Private colleges and universities	\$0	\$0	
7.1 NFFS Eligible	\$0	\$0	
A. Program and production underwriting	\$0	\$0	
B. Grants and contributions other than underwriting	\$0	\$0	
C. Appropriations from the licensee	\$0	\$0	
D. Gifts and grants for facilities and equipment as restricted by the donor or received through a capital campaign (Radio only)	\$0	\$0	
E. Gifts and grants received through a capital campaign but not for facilities and equipment	\$0	\$0	
F. Other income eligible as NFFS (specify)	\$0	\$0	
7.2 NFFS Ineligible	\$0	\$0	
A. Rental income	\$0	\$0	
B. Fees for services	\$0	\$0	
C. Licensing fees (not royalties – see instructions for Line 15)	\$0	\$0	
D. Gifts and grants for facilities and equipment as restricted by the donor or received through a capital campaign (TV only)	\$0	\$0	
E. Other income ineligible for NFFS inclusion	\$0	\$0	
8. Foundations and nonprofit associations	\$240,634	\$269,445	
8.1 NFFS Eligible	\$240,634	\$269,445	
A. Program and production underwriting	\$99,106	\$125,486	
B. Grants and contributions other than underwriting	\$141,528	\$143,959	

C. Gifts and grants for facilities and equipment as restricted by the donor or received through a capital campaign (Radio only)	\$0	\$0	
D. Gifts and grants received through a capital campaign but not for facilities and equipment	\$0	\$0	
E. Other income eligible as NFFS (specify)	\$0	\$0	
8.2 NFFS Ineligible	\$0	\$0	
A. Rental income	\$0	\$0	
B. Fees for services	\$0	\$0	
C. Licensing fees (not royalties – see instructions for Line 15)	\$0	\$0	
D. Gifts and grants for facilities and equipment as restricted by the donor or received through a capital campaign (TV only)	\$0	\$0	
E. Other income ineligible for NFFS inclusion	\$0	\$0	
9. Business and Industry	\$252,197	\$196,956	
9.1 NFFS Eligible	\$252,197	\$196,956	
A. Program and production underwriting	\$252,197	\$196,956	
B. Grants and contributions other than underwriting	\$0	\$0	
C. Gifts and grants for facilities and equipment as restricted by the donor or received through a capital campaign (Radio only)	\$0	\$0	
D. Gifts and grants received through a capital campaign but not for facilities and equipment	\$0	\$0	
E. Other income eligible as NFFS (specify)	\$0	\$0	
9.2 NFFS Ineligible	\$0	\$0	
A. Rental income	\$0	\$0	
B. Fees for services	\$0	\$0	
C. Licensing fees (not royalties – see instructions for Line 15)	\$0	\$0	
D. Gifts and grants for facilities and equipment as restricted by the donor or received through a capital campaign (TV only)	\$0	\$0	
E. Other income ineligible for NFFS inclusion	\$0	\$0	
10. Memberships and subscriptions (net of membership bad debt expense)	\$553,674	\$483,130	
10.1 NFFS Exclusion – Fair market value of premiums that are not of insubstantial value	\$0	\$0	
10.2 NFFS Exclusion – All bad debt expenses from NFFS eligible revenues including but not limited to pledges, underwriting, and membership (unless netted elsewhere in Schedule A)	\$0	\$2,599	
	2022 data	2023 data	
10.3 Total number of contributors.	2,915	3,004	

11. Revenue from Friends groups less any revenue included on line 10	\$0	\$0	
	2022 data	2023 data	
11.1 Total number of Friends contributors.	0	0	
12. Subsidiaries and other activities unrelated to public broadcasting (See instructions)	\$0	\$0	
A. Nonprofit subsidiaries involved in telecommunications activities	\$0	\$0	
B. NFFS Ineligible – Nonprofit subsidiaries not involved in telecommunications activities	\$0	\$0	
C. NFFS Ineligible – For-profit subsidiaries regardless of the nature of its activities	\$0	\$0	
D. NFFS Ineligible – Other activities unrelated to public broadcasting	\$0	\$0	

Form of Revenue

	2022 data	2023 data	
13. Auction revenue (see instructions for Line 13)	\$0	\$0	
A. Gross auction revenue	\$0	\$0	
B. Direct auction expenses	\$0	\$0	
14. Special fundraising activities (see instructions for Line 14)	\$0	\$0	
A. Gross special fundraising revenues	\$0	\$0	
B. Direct special fundraising expenses	\$0	\$0	
15. Passive income	\$0	\$0	
A. Interest and dividends (other than on endowment funds)	\$0	\$0	
B. Royalties	\$0	\$0	
C. PBS or NPR pass-through copyright royalties	\$0	\$0	
16. Gains and losses on investments, charitable trusts and gift annuities and sale of other assets (other than endowment funds)	\$0	\$0	
A. Gains from sales of property and equipment (do not report losses)	\$0	\$0	
B. Realized gains/losses on investments (other than endowment funds)	\$0	\$0	
C. Unrealized gains/losses on investments and actuarial gains/losses on charitable trusts and gift annuities (other than endowment funds)	\$0	\$0	
17. Endowment revenue	\$0	\$0	
A. Contributions to endowment principal	\$0	\$0	
B. Interest and dividends on endowment funds	\$0	\$0	
C. Realized net investment gains and losses on endowment funds (if this is a negative amount, add a hyphen, e.g., "-1,765")	\$0	\$0	
D. Unrealized net investment gains and losses on endowment funds (if this is a negative amount, add a hyphen, e.g., "-1,765")	\$0	\$0	
18. Capital fund contributions from individuals (see instructions)	\$0	\$0	
A. Facilities and equipment (except funds received from federal or public broadcasting sources)	\$0	\$0	

B. Other	\$0	\$0	
19. Gifts and bequests from major individual donors	\$262,620	\$305,765	
2022 data 2023 data			
19.1 Total number of major individual donors	122	132	
20. Other Direct Revenue	\$0	\$0	
Line 21. Proceeds from the FCC Spectrum Incentive Auction, interest and dividends earned on these funds, channel sharing revenues, and spectrum leases	\$0	\$0	
A. Proceeds from sale in spectrum auction	\$0	\$0	
B. Interest and dividends earned on spectrum auction related revenue	\$0	\$0	
C. Payments from spectrum auction speculators	\$0	\$0	
D. Channel sharing and spectrum leases revenues	\$0	\$0	
E. Spectrum repacking funds	\$0	\$0	
22. Total Revenue (Sum of lines 1 through 12, 13.A, 14.A, and 15 through 21)	\$1,759,151	\$1,849,835	

[Click here to view all NFFS Eligible revenue on Lines 3 through 9.](#)

[Click here to view all NFFS Ineligible revenue on Lines 3 through 9.](#)

Adjustments to Revenue

	2022 data	2023 data	
23. Federal revenue from line 1.	\$0	\$0	
24. Public broadcasting revenue from line 2.	\$226,585	\$269,975	
25. Capital funds exclusion—TV (3.2D, 4.2D, 5.2D, 6.2D, 7.2D, 8.2D, 9.2D, 18A)	\$0	\$0	
26. Revenue on line 20 not meeting the source, form, purpose, or recipient criteria	\$0	\$0	
27. Other automatic subtractions from total revenue	\$0	\$2,599	
A. Auction expenses – limited to the lesser of lines 13a or 13b	\$0	\$0	
B. Special fundraising event expenses – limited to the lesser of lines 14a or 14b	\$0	\$0	
C. Gains from sales of property and equipment – line 16a	\$0	\$0	
D. Realized gains/losses on investments (other than endowment funds) – line 16b	\$0	\$0	
E. Unrealized investment and actuarial gains/losses (other than endowment funds) – line 16c	\$0	\$0	
F. Realized and unrealized net investment gains/losses on endowment funds – line 17c, line 17d	\$0	\$0	
G. Rental income (3.2A, 4.2A, 5.2A, 6.2A, 7.2A, 8.2A, 9.2A)	\$0	\$0	
H. Fees for services (3.2B, 4.2B, 5.2B, 6.2B, 7.2B, 8.2B, 9.2B)	\$0	\$0	
I. Licensing Fees (3.2C, 4.2C, 5.2C, 6.2C, 7.2C, 8.2C, 9.2C)	\$0	\$0	
J. Other revenue ineligible as NFFS (3.2E, 4.2E, 5.2E, 6.2E, 7.2E, 8.2E, 9.2E)	\$0	\$0	
K. FMV of high-end premiums (Line 10.1)	\$0	\$0	

L. All bad debt expenses from NFFS eligible revenues including but not limited to pledges, underwriting, and membership (Line 10.2)	\$0	\$2,599	
M. Revenue from subsidiaries and other activities ineligible as NFFS (12.B, 12.C, 12.D)	\$0	\$0	
N. Proceeds from spectrum auction and related revenues from line 21.	\$0	\$0	
28. Total Direct Nonfederal Financial Support (Line 22 less Lines 23 through 27). (Forwards to line 1 of the Summary of Nonfederal Financial Support)	\$1,532,566	\$1,577,261	

Comments

Comment	Name	Date	Status
Increased government sources for underwriting from FY22 to FY23	Erinn Kari	2/9/2024	Note
Increased grant revenue from NV-DOE Grant from FY22 to FY23	Erinn Kari	2/9/2024	Note
Received less underwriting funding from campus departments in FY23 than in FY22	Erinn Kari	2/9/2024	Note
KUNR received more underwriting revenue from Non-Profits in FY23 than FY22	Erinn Kari	2/9/2024	Note
KUNR lost some underwriting clients under the business category from FY22 to FY23. Clients stated economic fears in FY23.	Erinn Kari	2/9/2024	Note
KUNR lost some member contributions due to two reasons: the Membership Coordinator position was vacant for the majority of FY23, the UNR foundation office changed payment systems, and we lost member contributions in the change in auto payments.	Erinn Kari	2/9/2024	Note
KUNR was successful in some of its member outreach in FY23 in gaining new members through updated messaging, creating the purple politics show, and development reaching out to more large donors.	Erinn Kari	2/12/2024	Note
Mountain West N.B. CPB-Sub Grant spent in FY23	Erinn Kari	2/13/2024	Note
KUNR received less in state funding in FY23 than in FY22 for our state appropriation of \$123,895. Also adding comment that state appropriation total includes \$38,984 in the In-Kind contributions for the KNCC Elko Project - equipment donated from the licensee and the donation is NFFS eligible.	Erinn Kari	2/13/2024	Note

Schedule B WorkSheet
KUNR-FM (1501)
Reno , NV

2022

2023

Step 1 - Compute the Rate - Licensee Indirect Costs/Licensee Direct Costs

Institutional Support (Enter this amount here only if station benefits from Institutional Support.)	\$208,252,000	\$180,454,000	
--	---------------	---------------	--

AFS page or "n/a"	page(s): 54 FY21 NSHE AFS	page(s): 53 FY22 NSHE AFS	
-------------------	---------------------------	---------------------------	--

Physical Plant Support (Enter this amount here only if station benefits from Physical Plant Support.)	\$120,223,000	\$115,717,000	
--	---------------	---------------	--

AFS page or "n/a"	page(s): 54 FY21 NSHE AFS	page(s): 53 FY22 NSHE AFS	
-------------------	---------------------------	---------------------------	--

Licensee Indirect Costs	\$328,475,000	\$296,171,000	
--------------------------------	---------------	---------------	--

Licensee Direct Costs

Total Operating expenses	\$1,887,808,000	\$2,052,428,000	
--------------------------	-----------------	-----------------	--

AFS page or "n/a"	page(s): 54 FY21 NSHE AFS	page(s): 53 FY22 NSHE AFS	
-------------------	---------------------------	---------------------------	--

Less: Institutional Support (Enter this amount whether or not the station benefits from Institutional Support.)	\$208,252,000	\$180,454,000	
---	---------------	---------------	--

AFS page or "n/a"	page(s): 54 FY21 NSHE AFS	page(s): 53 FY22 NSHE AFS	
-------------------	---------------------------	---------------------------	--

Less: Physical Plant Support (Enter this amount whether or not the station benefits from Physical Plant Support.)	\$120,223,000	\$115,717,000	
---	---------------	---------------	--

AFS page or "n/a"	page(s): 54 FY21 NSHE AFS	page(s): 53 FY22 NSHE AFS	
-------------------	---------------------------	---------------------------	--

Licensee's Direct Costs (= Total operating expenses minus both Institutional Support and Physical Plant Support)	\$1,559,333,000	\$1,756,257,000	
--	-----------------	-----------------	--

Indirect Cost Rate = (Licensee's Indirect Costs/Licensee's Direct Costs)	%21.065096	%16.863762	
--	------------	------------	--

Step 2 - Identify the Base (Station's Net Direct Expenses)

Station's Total Operating Expenses (from Schedule E, Line 8)	\$2,027,877	\$2,514,236	
--	-------------	-------------	--

Less: Depreciation and Amortization - from station's AFS (if applicable)	\$53,278	\$54,375	
--	----------	----------	--

AFS page or "n/a"	Pg 18 FY22 KUNR AFS	Pg 12 FY23 KUNR AFS, or TB depr and amort accts	
-------------------	---------------------	---	--

In-kind contributions and donated property and equipment reported as expenses per AFS (if applicable)	\$132,300	\$141,118	
---	-----------	-----------	--

2022

2023

AFS page or "n/a"	Pg 10 FY22 KUNR AFS	Pg 11 FY23 KUNR AFS
Indirect Administrative Support (if included in station's total expenses) - per AFS	\$313,338	\$324,583
AFS page or "n/a"	Pg 10 FY22 KUNR AFS	Pg 11 FY23 KUNR AFS
Expenses for non-broadcast activities and UBIT-per AFS (if applicable)	\$0	\$0
AFS page or "n/a"	n/a	n/a
Expenses not supported by licensee - per AFS (Example: expenses of consolidated entities like Friends Groups, foundations, and component units (if applicable))	\$0	\$0
AFS page or "n/a"	n/a	n/a
Station's Net Direct Expenses	\$1,528,961	\$1,994,160
Step 3: Apply the Rate to the Base (= total support activity benefiting the station)	\$322,077	\$336,290

Upload the licensee's audited financial statement only.
[NOTE: Only PDF files are allowed for upload.]

[View Document](#)
[1501_KUNR_BWA_fy23.pdf](#)

Comments

Comment	Name	Date	Status
---------	------	------	--------

Occupancy List
KUNR-FM (1501)
Reno , NV

Type of Occupancy Location	Value
----------------------------	-------

Schedule B Totals
KUNR-FM (1501)
Reno , NV

2022 data

2023 data

1. Total support activity benefiting station	\$322,077	\$336,290
2. Occupancy value	0	\$0
3. Deductions: Fees paid to the licensee for overhead recovery, assessment, etc.	\$8,739	\$11,707
4. Deductions: Support shown on lines 1 and 2 in excess of revenue reported in financial statements.	\$0	\$0
5. Total Indirect Administrative Support (Forwards to Line 2 of the Summary of Nonfederal Financial Support)	\$313,338	\$324,583
6. Please enter an institutional type code for your licensee.	SU	SU

Comments

Comment	Name	Date	Status
---------	------	------	--------

Schedule C
KUNR-FM (1501)
Reno , NV

	2022 data	Donor Code	2023 data	
1. PROFESSIONAL SERVICES (must be eligible as NFFS)	\$4,400		\$10,800	
A. Legal	\$0		\$0	
B. Accounting and/or auditing	BS \$4,400	BS	\$10,800	
C. Engineering	\$0		\$0	
D. Other professionals (see specific line item instructions in Guidelines before completing)	\$0		\$0	
2. GENERAL OPERATIONAL SERVICES (must be eligible as NFFS)	\$0		\$0	
A. Annual rental value of space (studios, offices, or tower facilities)	\$0		\$0	
B. Annual value of land used for locating a station-owned transmission tower	\$0		\$0	
C. Station operating expenses	\$0		\$0	
D. Other (see specific line item instructions in Guidelines before completing)	\$0		\$0	
3. OTHER SERVICES (must be eligible as NFFS)	\$0		\$0	
A. ITV or educational radio	\$0		\$0	
B. State public broadcasting agencies	\$0		\$0	
C. Local advertising	\$0		\$0	
D. National advertising	\$0		\$0	
4. Total in-kind contributions - services and other assets eligible as NFFS (sum of lines 1 through 3), forwards to Line 3a. of the Summary of Nonfederal Financial Support	\$4,400		\$10,800	
5. IN-KIND CONTRIBUTIONS INELIGIBLE AS NFFS	\$127,900		\$112,170	
A. Compact discs, records, tapes and cassettes	\$0		\$0	
B. Exchange transactions	\$0	BS	\$112,170	
C. Federal or public broadcasting sources	\$0		\$0	
D. Fundraising related activities	\$0		\$0	
E. ITV or educational radio outside the allowable scope of approved activities	\$0		\$0	
F. Local productions	\$0		\$0	
G. Program supplements	\$0		\$0	
H. Programs that are nationally distributed	\$0		\$0	
I. Promotional items	\$0		\$0	
J. Regional organization allocations of program services	\$0		\$0	
K. State PB agency allocations other than those allowed on line 3(b)	\$0		\$0	
L. Services that would not need to be purchased if not donated	\$0		\$0	
M. Other	BS \$127,900	BS	\$0	
6. Total in-kind contributions - services and other assets (line 4 plus line 5), forwards to Schedule F, line 1c. Must agree with in-kind contributions recognized as revenue in the AFS.	\$132,300		\$122,970	

Comments

Comment	Name	Date	Status
This is donated advertising - fundraising through In-Kind Underwriting that does not meet purpose criterion therefore is NFFS ineligible	Erinn Kari	2/13/2024	Note

Schedule D
KUNR-FM (1501)
Reno , NV

	2022 data	Donor Code	2023 data
1. Land (must be eligible as NFFS)	\$		\$0
2. Building (must be eligible as NFFS)	\$		\$0
3. Equipment (must be eligible as NFFS)	\$		\$0
4. Vehicle(s) (must be eligible as NFFS)	\$		\$0
5. Other (specify) (must be eligible as NFFS)	\$		\$0
6. Total in-kind contributions - property and equipment eligible as NFFS (sum of lines 1 through 5), forwards to Line 3b. of the Summary of Nonfederal Financial Support	\$		\$0
7. IN-KIND CONTRIBUTIONS INELIGIBLE AS NFFS	\$		\$0
a) Exchange transactions	\$		\$0
b) Federal or public broadcasting sources	\$		\$0
c) TV only—property and equipment that includes new facilities (land and structures), expansion of existing facilities and acquisition of new equipment	\$		\$0
d) Other (specify)	\$		\$0
8. Total in-kind contributions - property and equipment (line 6 plus line 7), forwards to Schedule F, line 1d. Must agree with in-kind contributions recognized as revenue in the AFS.	\$		\$0

Comments






Comment	Name	Date	Status
Schedule E KUNR-FM (1501) Reno , NV			

EXPENSES

(Operating and non-operating)





PROGRAM SERVICES		2022 data	2023 data
	1. Programming and production	\$895,084	\$1,008,580
	A. Restricted Radio CSG	\$48,711	\$30,359
	B. Unrestricted Radio CSG	\$155,322	\$132,261
	C. Other CPB Funds	\$59,207	\$8,322
	D. All non-CPB Funds	\$631,844	\$837,638
	2. Broadcasting and engineering	\$215,953	\$496,171
	A. Restricted Radio CSG	\$0	\$7,859
	B. Unrestricted Radio CSG	\$0	\$0
	C. Other CPB Funds	\$0	\$0
	D. All non-CPB Funds	\$215,953	\$488,312

PROGRAM SERVICES		2022 data	2023 data
+	3. Program information and promotion	\$0	\$0
	A. Restricted Radio CSG	\$0	\$0
	B. Unrestricted Radio CSG	\$0	\$0
	C. Other CPB Funds	\$0	\$0
	D. All non-CPB Funds	\$0	\$0
SUPPORT SERVICES		2022 data	2023 data
+	4. Management and general	\$578,205	\$642,314
	A. Restricted Radio CSG	\$0	\$0
	B. Unrestricted Radio CSG	\$0	\$0
	C. Other CPB Funds	\$0	\$7,732
	D. All non-CPB Funds	\$578,205	\$634,582
+	5. Fund raising and membership development	\$202,083	\$190,793
	A. Restricted Radio CSG	\$0	\$0
	B. Unrestricted Radio CSG	\$0	\$0
	C. Other CPB Funds	\$0	\$6,063
	D. All non-CPB Funds	\$202,083	\$184,730
+	6. Underwriting and grant solicitation	\$136,552	\$176,378
	A. Restricted Radio CSG	\$0	\$0
	B. Unrestricted Radio CSG	\$0	\$0
	C. Other CPB Funds	\$0	\$0
	D. All non-CPB Funds	\$136,552	\$176,378
+	7. Depreciation and amortization (if not allocated to functional categories in lines 1 through 6)	\$0	\$0
	A. Restricted Radio CSG	\$0	\$0
	B. Unrestricted Radio CSG	\$0	\$0
	C. Other CPB Funds	\$0	\$0
	D. All non-CPB Funds	\$0	\$0
+	8. Total Expenses (sum of lines 1 to 7) must agree with audited financial statements	\$2,027,877	\$2,514,236
	A. Total Restricted Radio CSG (sum of Lines 1.A, 2.A, 3.A, 4.A, 5.A, 6.A, 7.A)	\$48,711	\$38,218
	B. Total Unrestricted Radio CSG (sum of Lines 1.B, 2.B, 3.B, 4.B, 5.B, 6.B, 7.B)	\$155,322	\$132,261
	C. Total Other CPB Funds (sum of Lines 1.C, 2.C, 3.C, 4.C, 5.C, 6.C, 7.C)	\$59,207	\$22,117
	D. Total All non-CPB Funds (sum of Lines 1.D, 2.D, 3.D, 4.D, 5.D, 6.D, 7.D)	\$1,764,637	\$2,321,640
INVESTMENT IN CAPITAL ASSETS			
Cost of capital assets purchased or donated			
		2022 data	2023 data

	2022 data	2023 data
9. Total capital assets purchased or donated	\$5,846	\$33,696 
9a. Land and buildings	\$0	\$0 
9b. Equipment	\$5,846	\$33,696 
9c. All other	\$0	\$0 
10. Total expenses and investment in capital assets (Sum of lines 8 and 9)	\$2,033,723	\$2,547,932 

Additional Information

(Lines 11 + 12 must equal line 8 and Lines 13 + 14 must equal line 9)

	2022 data	2023 data
11. Total expenses (direct only)	\$1,565,014	\$1,994,160 
12. Total expenses (indirect and in-kind)	\$462,863	\$520,076 
13. Investment in capital assets (direct only)	\$5,846	\$12,860 
14. Investment in capital assets (indirect and in-kind)	\$0	\$20,836 

Comments

Comment	Name	Date	Status
Management and General increased due to the hiring of the previously vacant position of the General Manager. As well as purchasing ergonomic office chairs for all full-time staff.	Erinn Kari	2/9/2024	Note
For Underwriting: The underwriting team received raises, and one had an equity adjustment. Also, some of the leadership teams' time was spent in underwriting.	Erinn Kari	2/9/2024	Note
For Programming: KUNR hired a Managing Editor and promoted four reporters in FY23. Also, some of the leadership teams' time was spent on revamping programming.	Erinn Kari	2/9/2024	Note
For Broadcasting & Engineering: KUNR hired a Morning Edition Host, promoted two hosts, and brought all part-time hosts' wages up to \$20 per hour to meet minimum wage requirements for comparable positions. KUNR also replaced equipment as part of pandemic recovery. Also, some of leaderships time was spent in Broadcasting & Engineering.	Erinn Kari	2/9/2024	Note
Overall KUNR saw much growth and change in FY23 as we are helping the station to recover from the pandemic.	Erinn Kari	2/9/2024	Note
KUNR was very fortunate to be the recipient of donor funds for creating a host studio at KNCC in Elko in FY23	Erinn Kari	2/9/2024	Note

Comment	Name	Date	Status
CSG expenses are less than the amounts shown as expended in disclosure note 5 as result of funds being spent on prepaids in FY23, these amounts will be shown as expenses in FY24.	Erinn Kari	2/13/2024	Note

Schedule F KUNR-FM (1501) Reno , NV

2023 data

1. Data from AFR

a. Schedule A, Line 22	\$1,849,835	
b. Schedule B, Line 5	\$324,583	
c. Schedule C, Line 6	\$122,970	
d. Schedule D, Line 8	\$0	
e. Total from AFR	\$2,297,388	

Choose Reporting Model

You **must** choose one of the three reporting models in order to complete Schedule F. After making your selection, click the "Choose" button below, which will display your reporting model. When changing to a different reporting model all data entered in the current reporting model will be lost.

- ☐ FASB
 ☐ GASB Model A proprietary enterprise-fund financial statements with business-type activities only
 ☐ GASB Model B public broadcasting entity-wide statements with mixed governmental and business-type activities

2023 data

2. GASB Model A proprietary enterprise-fund financial statements with business-type activities only

a. Operating revenues	\$2,297,388	
b. Non-operating revenues	\$-4,447	
c. Other revenue	\$0	
d. Capital grants, gifts and appropriations (if not included above)	\$0	
e. Total From AFS, lines 2a-2d	\$2,292,941	

Reconciliation

2023 data

3. Difference (line 1 minus line 2)	\$4,447	
4. If the amount on line 3 is not equal to \$0, click the "Add" button and list the reconciling items.	\$4,447	

Description	Amount
Interest Expense on Lease Obligations	\$4,447

Comments

Comment	Name	Date	Status
---------	------	------	--------