

# THE LIVES OF INCARCERATED WOMEN



2026

Perryville Prison Study

**Authors:**

Dominique Roe-Sepowitz, Arizona State University

Amanda Adkins, Arizona Department of Corrections, Rehabilitation and Reentry

Heather Hammond, Arizona State University

Brittany Marklewitz, Arizona Department of Corrections, Rehabilitation and Reentry

Erin Urias, Arizona Department of Corrections, Rehabilitation and Reentry

# ABOUT ARIZONA STATE UNIVERSITY'S OFFICE OF SEX TRAFFICKING INTERVENTION RESEARCH



Arizona State University's (ASU) Office of Sex Trafficking Intervention Research (STIR) is a leading research office dedicated to developing evidence-based knowledge about victimization and trauma with a focus on human trafficking. Since 2013, ASU STIR has been innovative in the pursuit of information about human trafficking and developing tools for prevention, identification, intervention, and healing and treatment. The work at ASU STIR supports data-driven decision-making for all aspects of addressing human trafficking in our communities, including law enforcement, social services, the criminal justice system, the child welfare system, and trauma-focused services.



# ABOUT THE ARIZONA DEPARTMENT OF CORRECTIONS, REHABILITATION AND REENTRY



The Arizona Department of Corrections, Rehabilitation and Reentry's mission is to enhance public safety across Arizona through modern, effective correctional practices and meaningful engagements. Along with building meaningful organizational culture and strategic initiatives about improving coordination of services, gaining a clear understanding about those in the correctional custody of the State of Arizona is an important step. Building programs for incarcerated persons based on evidence is a critical tool to better support inmates to experience growth and behavior changes. This study is the first of it's kind and will help us build more gender-specific programs and serve incarcerated women with a more informed perspective.

## Acknowledgements

We would like to thank ASU Staff- Lisa Lopez, Kristi McCombe, Shawna Martinez, Lourdes Bandilla-Smith, Ezequiel Dominguez, Byeol Parks, Liliana Anthony, and Fernanda Ramirez Gamboa for assistance with the research activities as well as Leslie Baxley for assistance with developing and administering this study. **We would also like to thank the incarcerated women at Perryville Prison for their generosity and willingness to participate in our survey. Their time and effort to help the future programming was elemental to this project.**

# INTRODUCTION

The population of incarcerated women in the U.S. is nearly seven times larger today than it was in 1980 (Budd, 2024). This increase has been attributed to harsher drug sentencing policies, expanded law enforcement activities, and significant barriers to community reentry, challenges that are especially pronounced for women (Budd, 2024). Currently, an estimated 190,600 women are incarcerated nationwide, including approximately 84,000 held in local jails (Prison Policy Initiative, 2025). In 2022, Arizona ranked ninth in the nation, with 79 out of every 100,000 women incarcerated (Budd, 2024). Drug-related charges (25 percent) and property-related offenses (19 percent) are among the leading causes of incarceration for women (Budd, 2024). Despite these trends, the research literature offers limited insight into the life experiences of incarcerated women, leaving important gaps that should influence how gender-specific policies and programs are shaped. This study is the second in a series of studies of incarcerated women, the first was a large urban women's jail in the Southwestern U.S.

The Perryville Program Inmate Survey represents the first study of its kind in a women's prison. The findings offer an in-depth examination of incarcerated women's characteristics and the prevalence of prior victimization experiences that may contribute to their incarceration. This report aims to support the criminal justice system in developing more effective approaches to addressing the needs of incarcerated women, with particular attention to healing from trauma and abuse.

---

## BACKGROUND

The Life history surveys were completed by **51 percent of the women incarcerated at Perryville Prison**. The survey explored participants' experiences across multiple domains, including education, relationships, family history, substance use, mental health, and prior victimization. Drawing from these responses, this report highlights the lived experiences of women at Perryville Prison. The purpose of the study was to generate insights into a largely hidden population in order to inform the development of services, policies, and resources that effectively address their needs.



# LITERATURE REVIEW

Research has repeatedly identified trauma and abuse as experiences of incarcerated women which often link to substance use dependence (Gil-Rivas et al, 2009; Stanton et al. 2023) and mental health problems (Green et al, 2016; Lynch et al, 2014) and homelessness (Ahmed et al. 2016; Asberg & Renk, 2015). In a study of incarcerated women in Oklahoma, Jones et al (2017) found that in their random sample of 334 participants from three correctional centers, high rates of childhood physical and emotional abuse were reported. A third of the participants reported childhood sexual abuse and high rates (66.5%) of violence from an intimate partner. Other findings include 61.8 percent reported heavy illicit drug use.

A study of serious mental illness among 464 incarcerated women from nine jails in the U.S. by Green et al. (2016) found very high rates of lifetime PTSD (53%) (Lynch et al, 2014). In a study of 115 incarcerated women, a connection was found between trauma exposure, serious mental illness, running away as a teen, and posttraumatic stress disorder and later criminal behavior (DeHart et al, 2014). Other studies explored the trauma experiences of incarcerated women both prior to incarceration and during incarceration as they impact the ability to participate in future oriented behavior post incarceration (Anderson, Pitner, & Wooten, 2020). Issues including post-release readiness and specific vocational readiness of incarcerated women regarding their experiences of trauma and self-perceptions impact recidivism and pattern changes (Anderson, 2015).

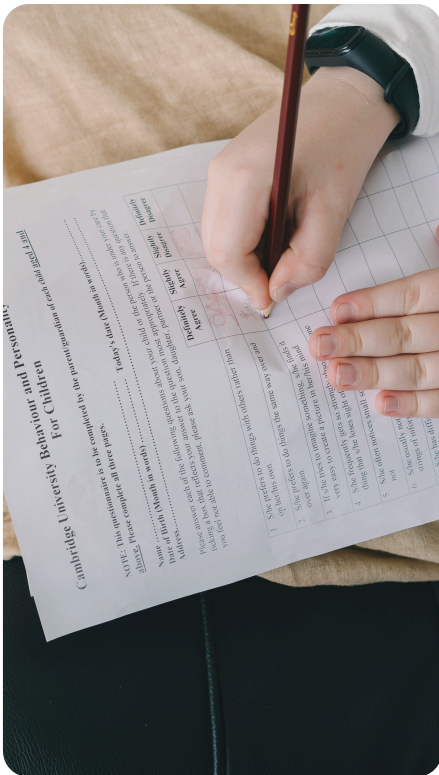
The need for gender-specific programming incorporating trauma-informed techniques is well supported in the literature (Anderson et al. 2020) and this study explores what lifetime experiences of violence and victimization are reported women in prison.

# METHODOLOGY

## Life History Survey

The Perryville Program Survey collected detailed life history information, including housing, education, health, mental health, substance use, relationships, criminal justice involvement, childhood experiences, and exposure to violence and exploitation. In addition to demographic questions, the survey incorporated standardized measures such as the ten-item Adverse Childhood Experiences (ACEs) questionnaire (Felitti et al., 1998). This data was collected during five in-person visits by the ASU STIR research team and the AZ DOCRR staff to all units to collect paper-and-pencil surveys from all female inmates available.

The survey questions were related to the following life experiences:



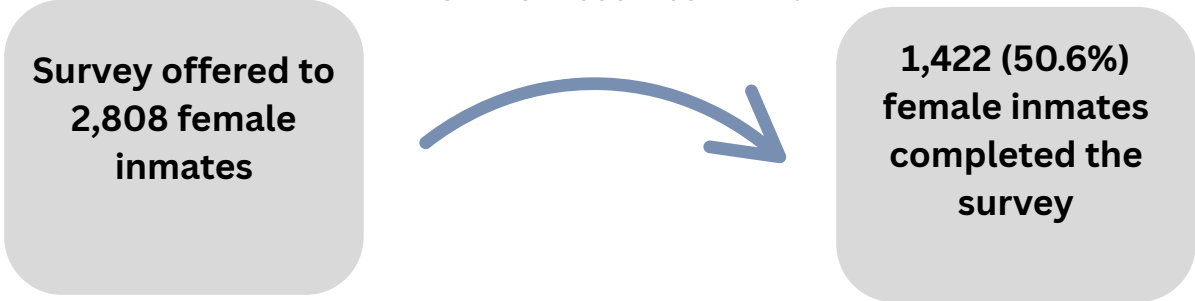
Educational attainment	Strip club work experiences
Academic challenges	Involvement in sugaring
Homelessness experiences	How they made a living
Drug use and addiction	Sex trafficking
Self-harm behaviors	Labor exploitation
Mental health diagnosis	Forced criminality
Children and child custody	Criminal justice involvement
Being kicked out of home	Support upon jail release
Witnessing domestic violence	Adverse childhood experiences
Experiencing domestic violence	Childhood abuse (emotional, sexual, and physical)
Adult sexual assault	Strength and resiliency skills

Most questions on the Life History Survey were formatted as yes/no or multiple-response (“check all that apply”), with a small number of short-answer items included.

# Data Collection

This study employed a cross-sectional, population-based survey design in which a paper-and-pencil survey was administered to all eligible female inmates in Perryville. The study was conducted at the Arizona Department of Correction’s Perryville Prison, a large urban women’s prison in the Southwest with 2,808 inmates eligible for participation. *Perryville houses women sentenced in all 15 counties in Arizona.* Data collection occurred over the course of a month on six separate days. The research team, composed of staff from Perryville and ASU STIR, visited all housing units across different security levels, including locations where education courses and job placements were active. In each of the six units surveyed, all inmates were invited to complete the survey and were read the consent form in English or Spanish.

**A total of 1,422 surveys were completed, a total of 50.6% of the available population at Perryville Women’s Prison which consisted 2,808 during the month of December 2025.**



Unit	# Completed	% Completed
San Carlos	527	37.1%
Santa Cruz	364	25.6%
Lumley	249	17.5%
Santa Rosa	111	7.8%
Piestewa	93	6.5%
San Pedro	78	5.5%
	1,422	100%

Security	#	%
Minimum	568	39.9%
Low/Medium	393	27.6%
Work Release/Special	204	14.3%
Maximum	200	14.1%
Maximum-Closed Custody	57	4.0%
	1,422	100%

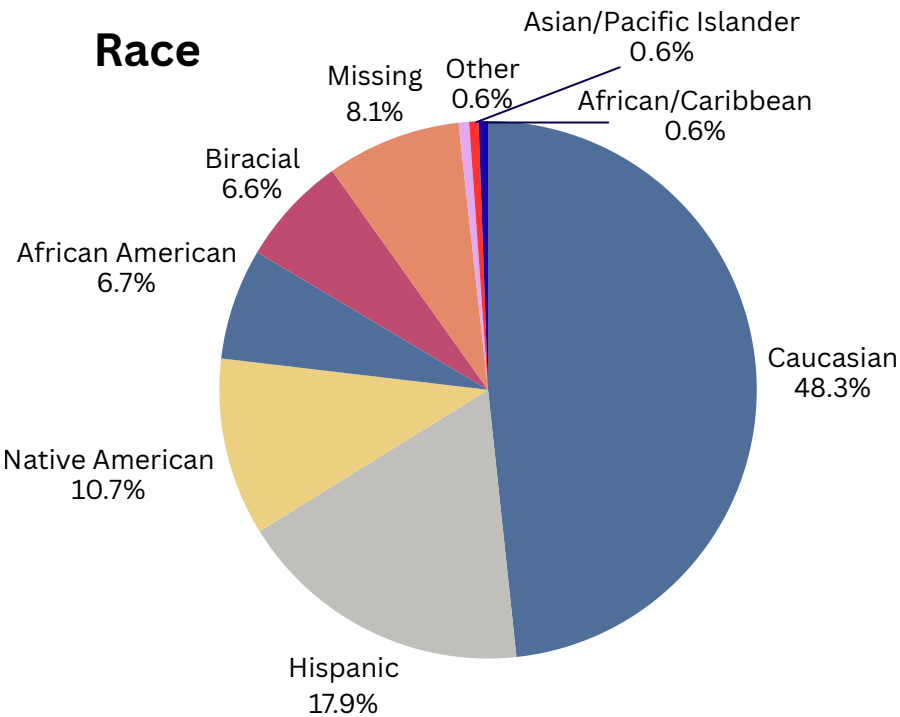
The participants completed the surveys either on their bunks or at tables within the units or in the yard. In pods where inmates were confined to their cells (maximum-security closed custody), surveys were completed inside the cells. Surveys took approximately 15–20 minutes to complete, and all surveys that were distributed were collected. Eligibility criteria included being at least 18 years of age, speaking English or Spanish, and demonstrating the ability to understand the consent process and the nature of the study. Data collection occurred during five in-person data collection visits during the month of December 2025. All study procedures were approved by the ASU Institutional Review Board.

All members of the ASU research team were permitted access to the facility with escorts from the ADCRR. The team included individuals with extensive experience working with female victims of violence: one clinical MSW, one BSW, one MS in Human Rights and Social Justice, and one staff member with lived experience. A clinical staff from ADCRR was present with the research team during all phases of data collection for immediate referrals as needed. In addition, follow-up forms were made available for inmates who experienced distress during or after participation.

# FINDINGS

## Demographics

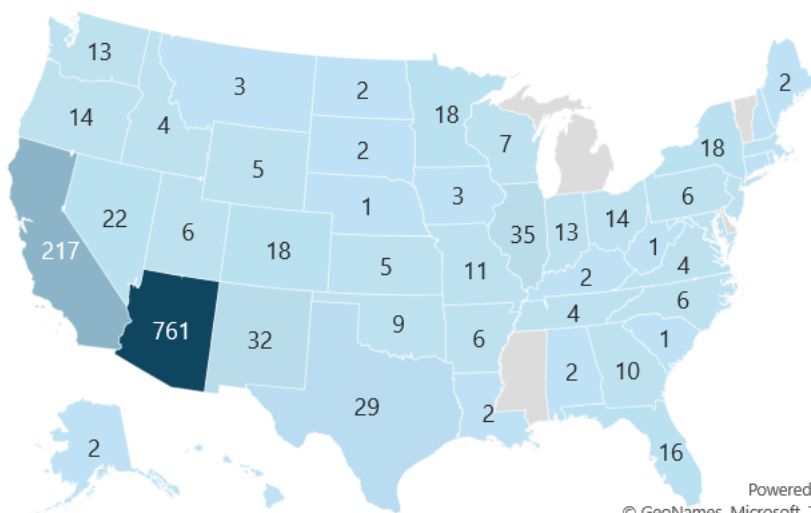
### Race



488 (34.3%) identified as Hispanic ethnicity.

### Where From

Female Inmate Hometowns in the U.S.

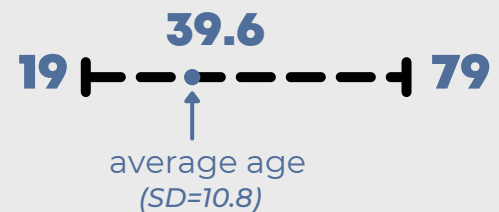


Powered by Bing  
© GeoNames, Microsoft, TomTom

Gender	#	%
Female	1,374	96.6%
Transgender	18	1.3%
Two-Spirit	8	0.6%
Genderqueer	5	0.4%
Nonconforming	5	0.4%
Missing	11	0.8%
Other	1	0.1%
	1,422	100%

### AGE

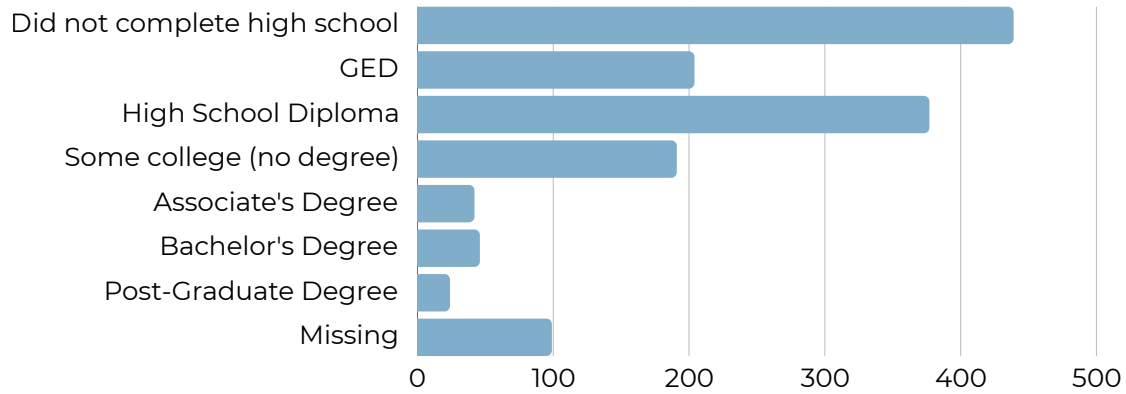
The age of participants ranged from



2.8% (n=40) were from outside the US, including:

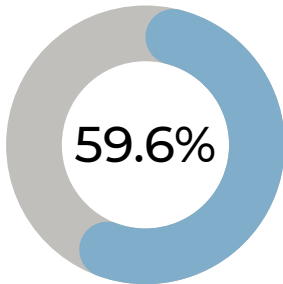
- Mexico (22)
- Germany (5)
- France (2)
- Australia (1)
- Dominican Republic (1)
- El Salvador (1)
- England (1)
- Guam (1)
- Philippines (1)
- South Africa (1)
- South Korea (1)
- Sweden (1)
- Turkey (1)
- Venezuela (1)

## Education



Last grade completed ranged from 1<sup>st</sup> to post-graduate degree with an average of 11.6 grades (SD = 2).

## School/Education Challenges

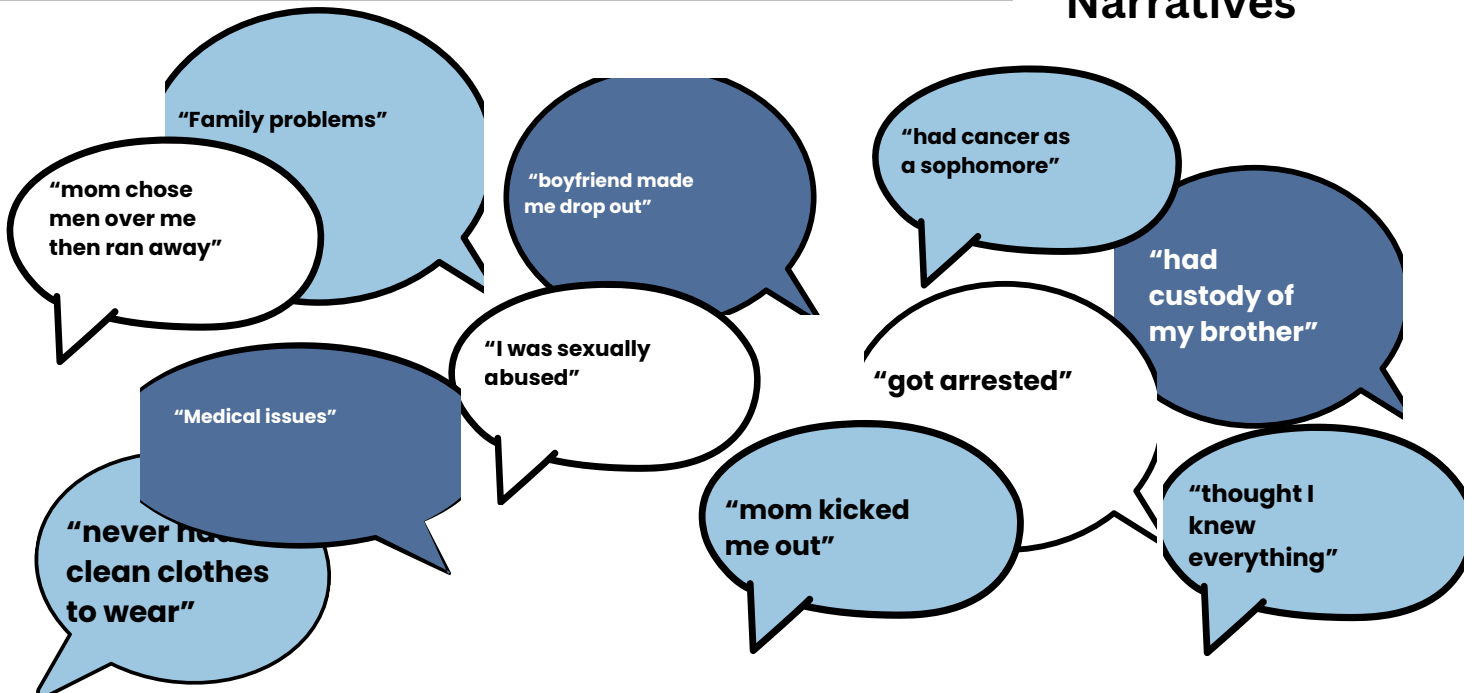


(n=847) dropped out of school

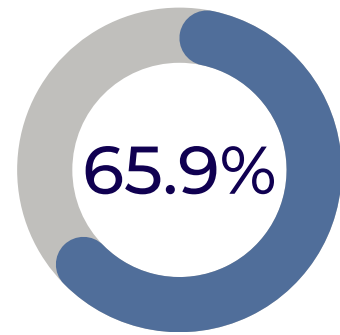
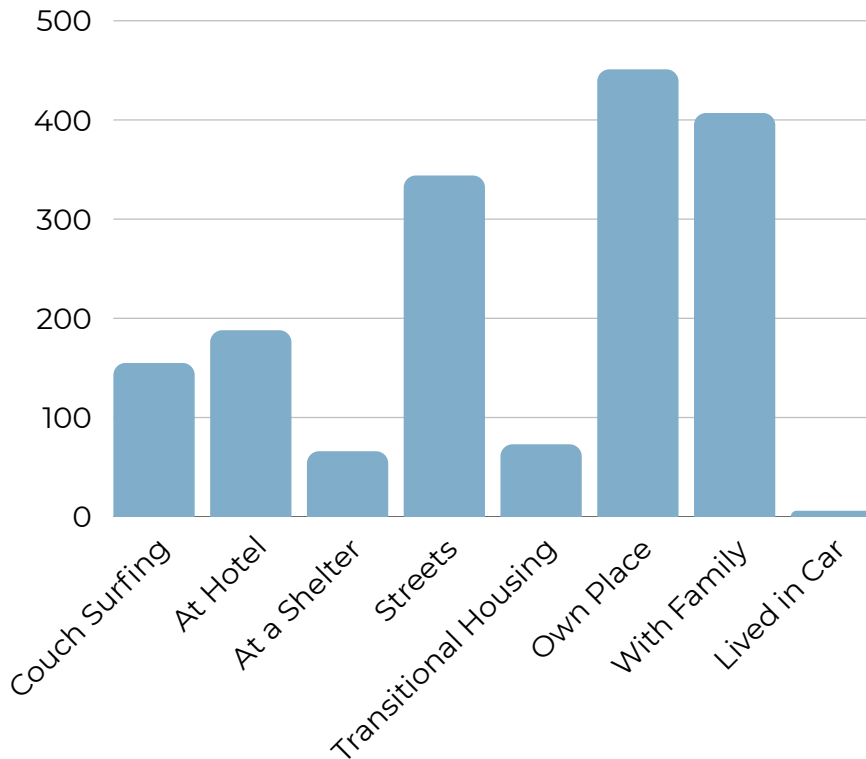
### Reasons

- Using substances 282 (19.8%)
- Academic difficulties 225 (15.8%)
- Moved around a lot- 202 (14.2%)
- Pregnant/had a baby 179 (12.6%)
- Had to work to support self 155 (10.9%)
- Expelled 145 (10.2%)
- Homeless 111 (7.8%)
- Experienced bullying 87 (6.1%)

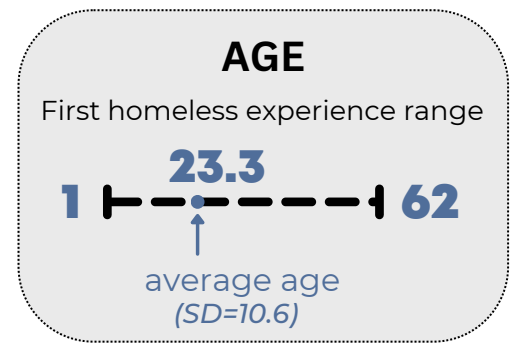
## Narratives



## Housing Situation Before Incarceration



(n=937) have experienced homelessness

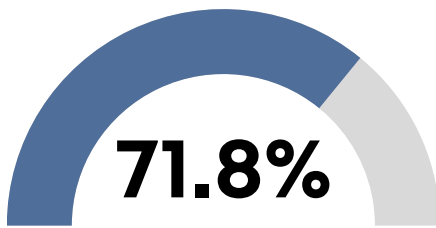


**312** were under age 18 the first time they experienced homelessness (21.9%)

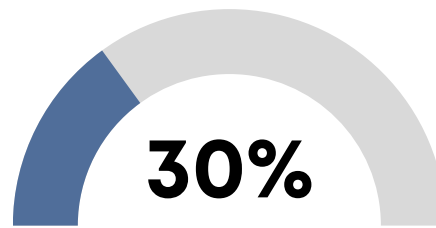
Number of times homeless ranged from **1 - 100** (M = 4.7, SD = 6.7)

## Drug Use and Addiction

Of the 1,422 participants, 1,323 (93%) reported they had ever used illicit drugs. First drug use was reported to be between ages 4 and 54 (M = 15.7, SD = 5.7).



(n=1,021) addicted to drugs



(n=427) addicted to alcohol

Drug use was reported as:

Drug use/addiction	#	%
Marijuana	1,260	88.6%
Methamphetamines	1,109	78%
Heroin	628	44.2%
Fentanyl	611	43%
Cocaine	249	17.5%
Acid	149	10.5%
Ecstasy (Molly, MDMA)	127	8.9%
Mushrooms	118	8.3%
Pills	117	8.2%
Xanax	43	3.0%
Dimethyltryptamine (DMT)	42	3.0%
Spice	30	2.1%
Oxycodone	30	2.1%
Ketamine	30	2.1%
phencyclidine	30	2.1%
Percocet	30	2.1%
Opioids	30	2.1%
Gamma-hydroxybutyrate (GHB)	30	2.1%
Sherm	30	2.1%

## Mental Health

Of the 1,422 participants, 951 (66.9%) reported some form of self harm, and 609 (42.8%) have at some point attempted suicide.

Types of Self Harm	#	%
Using Drugs	794	55.8%
Risk Taking	600	42.2%
Not Eating Long Periods	468	32.9%
Sex with Strangers	438	30.8%
Excessive Alcohol	430	30.2%
Cutting	428	30.1%
Binging/Vomiting	180	12.7%

Attempted Suicide	#	%
Over a year ago	560	39.4%
Within last year	16	1.1%
Within last 6 months	20	1.4%
Within last month	4	0.3%
Within last week	1	0.1%

Mental Health Diagnosis	#	%
Anxiety	836	58.8%
Depression	743	52.3%
PTSD	497	35.0%
Bipolar Disorder	470	33.1%
ADD/ADHD	331	23.3%
Obsessive Compulsive Disorder	171	12.0%
Borderline Personality Disorder	156	11.0%
Schizophrenia	131	9.2%
Antisocial Personality Disorder	117	8.2%
Dissociative Identity Disorder	43	3.0%
Oppositional Defiant Disorder	42	3.0%
Autism	30	2.1%

**1,044 (73.4%) have a mental health diagnosis**

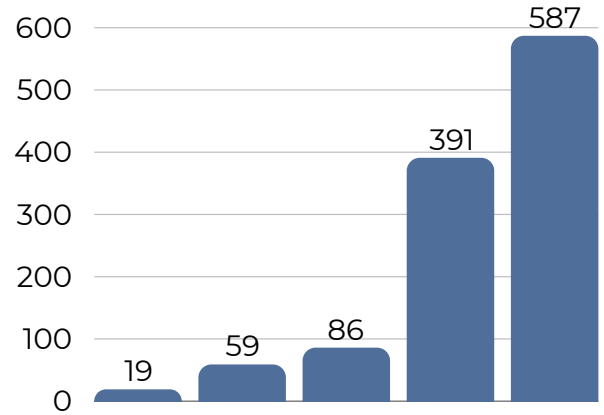
# Family Issues

More than half of the participants (n = 782; 55%) reported being kicked out of their childhood homes. The reasons they reported being kicked out included (participants could select more than one answer):

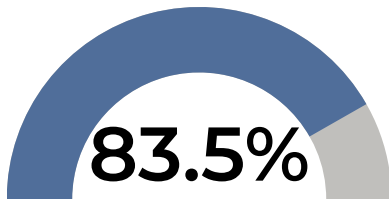
**782** **»»** **542**

kicked out of home

kicked out before the age of 18



**(n=795) report having AHCCCS**

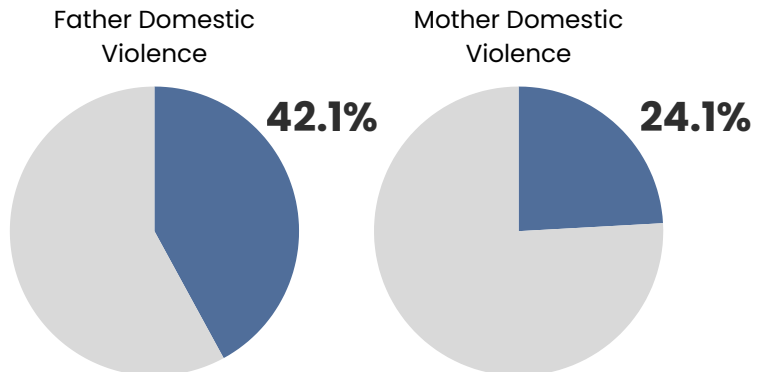


**(n=1,188) have been in a domestic violent relationship as an adult**

Family didn't approve of gender identity  
 Family didn't approve of sexual orientation  
 Poverty - family couldn't provide  
 Using drugs/substances  
 Family conflict/fighting

**925** (65%) reported being the abuser in a domestic violent relationship

Of the 1,422 participants, 49.4% (n = 702) reported that they had witnessed one of their parents hit or beat the other parent. Over forty percent (n = 598, 42.1%) reported seeing their father hit their mother, and almost a quarter (n = 343, 24.1%) reported seeing their mother hit their father.



## Children

Of the 1,422 participants, **1,112 (78.2%)** reported having at least one child. The number of children ranged from 1 to 15 with a mean of 2.97 and standard deviation of 1.85. Of those, 644 (45.3%) have at least one of the children reported as currently being under the age of 18.

**1,112**

**have at least one child**



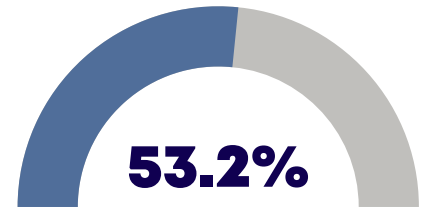
**644**

**have at least one child currently under age 18**

Situation with minor children	#	%
Child welfare involved	222	34.5%
Child lives with family	450	31.6%
Child lives with other parent	280	19.7%
Parental rights are terminated	132	9.3%
Child is in foster care	80	5.6%

## Sexual Assault

Of the participants who responded to questions about sexual assault in adulthood (age 18 or older), 757 (53.2%) reported having experienced at least one adult sexual assault. Among these participants, only 179 (23.6%) indicated that they had reported the assault to law enforcement.



**53.2%**  
**Experienced a sexual assault over the age of 18**

**Only 23.6% of those reported assault to law enforcement**

## Strip Club Involvement

Over a quarter of the participants (n = 363; 25.5%) reported that they had worked in a strip club (as a dancer, bartender, waitress, or in another role). The age of first working at a strip club ranged from 10 to 40 years old (M = 19.9, SD = 4) with 56 (3.9%) beginning as minors. Nineteen percent (n = 274; 19.3%) reported that they could not stop working at the strip club whenever they wanted. Meanwhile, 201 (14.1%) of the participants who worked in a strip club reported that someone else had benefited from the money they earned while working at the strip club.



**10 to 40 years old**



**274**

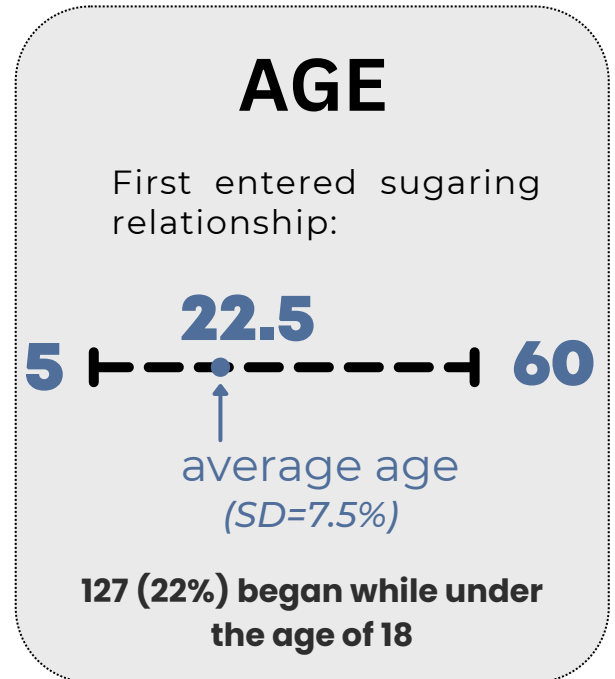
**could not stop working at the strip club whenever they wanted**

**Age they first began working in a strip club**

# Sugaring

In response to the question- *have you ever been involved in a sugar-baby or "sugaring" relationship where someone provided you with money, gifts, or support in exchange for companionship, time, or a relationship-* 575 (40.4%) participants responded "yes", with 264 (18.6%) of them reporting they met their 'sugar daddy' from an online platform.

Arranged on a platform:	
Adult friend finder	Millionairematch
Megapersonals	Facebook
Backpage	Eros
SugarBabies	Instagram
Craigslist	Snapchat
Baenda	Onlyfans
Blackbook	Fetlife
Cageladies	Grindr
Chaturbate	Jail Babes
Chatterbait	Listcrawler
Tinder	Meet me
Plenty of fish	Penacon
Elite	Secret benefits
Seeking arrangements	Tagged
Tryst	



**26.4%**

**(n=152) reported they could not leave or end the sugaring relationship whenever they wanted to**

Participants who reported that they had participated in a 'sugaring' relationship stated that they first became involved between the ages of 5 and 60 (M = 22.5; 7.5%). Over a quarter (n = 152, 26.4%) of the participants who had been in a 'sugaring' relationship reported that they did not feel like they could end the sugar relationship whenever they wanted.



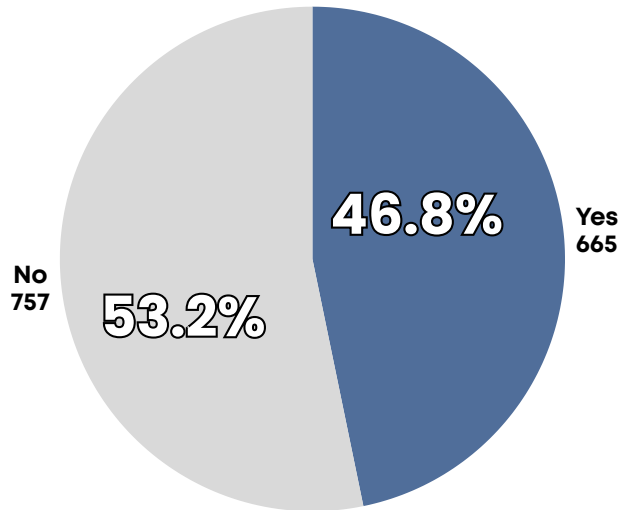
**More than half (n = 339, 58.9%) reported that someone else benefited from the money or gifts they received from their sugaring relationship.**

# Adult Victimization

## Sexual Exploitation and Sex Trafficking

Of the 1,422 participants, 738 (51.9%) reported that they had exchanged sex for something of value; money (n = 521; 70.5%), a place to stay (n = 393; 53.2%), drugs (n = 415; 56.2%), food (n = 267; 36.2%),

protection (n = 182; 24.7%), and clothes (n = 243; 32.9%). Of the 738 participants that reported they had exchanged sex for something of value, 665 (46.8%) indicated that they were compelled, forced, or coerced to perform the sex act in exchange for something of value (sex trafficked). This included any participant that reported being under the age of 18 during that time.

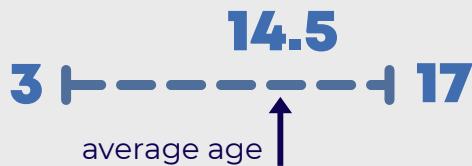


### 46.8% of participants reported that they have been sex trafficked

The age at first sex trafficking experience ranged from 3 to 17 years (M = 14.5; SD = 2.3). A quarter (n = 200; 25.5%) of these participants reported being sex trafficked as minors. When asked about traffickers, 9.3 percent (n = 69) of participants who reported sex trafficking indicated that they currently had someone who encourages, pressures, or forces them to exchange sex for money, drugs, food, shelter, clothing, or protection. Furthermore, 73.2 percent (n = 540) of participants with sex trafficking experiences reported having had a trafficker at some point in their lives. By federal law, any individual under the age of 18 who exchanges sex for something of value is considered a victim of sex trafficking, regardless of the presence of a trafficker.

### SEX TRAFFICKED MINORS

A quarter (n = 200, 25.5%) of these participants reported being sex trafficked as a minor.



(M = 14.5, SD = 2.2)

The age of first child sex trafficking experience ranged from age 3 to 17 (M = 14.5, SD = 2.2)

Who was their trafficker	#	%
Friend	240	32.5%
Boyfriend	223	30.2%
Stranger	221	15.1%
Family combined	80	10.8%
Gang	48	6.5%
Girlfriend	35	4.7%

*Other family included: aunt, cousin, grandparent, husband, uncle, stepfather, older sister*

**175 (12.3%) reported being afraid to leave or quit their trafficking or prostitution situation**

## Labor Exploitation

Labor trafficking is the recruitment, harboring, transportation, provision, or obtaining of a person for labor or services, through the use of force, fraud, or coercion for the purpose of subjection to involuntary servitude, peonage, debt bondage, or slavery. Labor trafficking was reported by 272 participants that stated they could not quit or leave the situation. Of the total participants, 188 (13.2%) reported that their jobs did not allow them to leave even if they wanted to.

**Worked without pay that was promised**



(423, 29.7%)

**Was given false promises about the work**



(303, 21.3%)

**Working long hours without breaks**



(259, 18.2%)

**Worked in a place where movement was restricted**



(234, 16.5%)

**Threatened with a loved one or themselves if not worked**



(188, 13.2%)

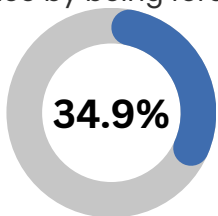
**Employer took work ID or documents**



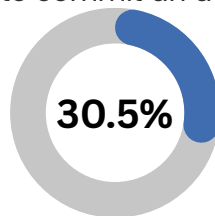
(185, 13%)

## Forced Criminality

Participants reported that of the total 1,422 surveys completed, 496 (34.9%) have at some point been made to do something against the law by someone else controlling or threatening them, resulting in forced criminality. 557 participants (39.2%) felt as if they had no choice but to commit a crime because of fear for their safety or the safety of someone else. This resulted in 433 (30.5%) participants being arrested or charged while under someone else's control or influence by being forced or pressured to commit an act.



(n=496) experienced forced criminality



(n=433) arrested or charged while under control or influence

**15.7%**



(n=223) have had someone put money on their books expecting something in return upon release.

# Criminal Justice Involvement

Participants had the opportunity to tell about their criminal history both as minors and adults. The frequency, reasons for arrest and connection to survival behaviors were recorded in order to connect their experiences in the criminal justice system to experiences of childhood traumas, abuse, poverty and other influential factors.

**622**

**(43.7%) were first arrested as a minor**

**34.5%**

**(n=490) have been in juvenile detention**

## Juvenile Detention as a Minor

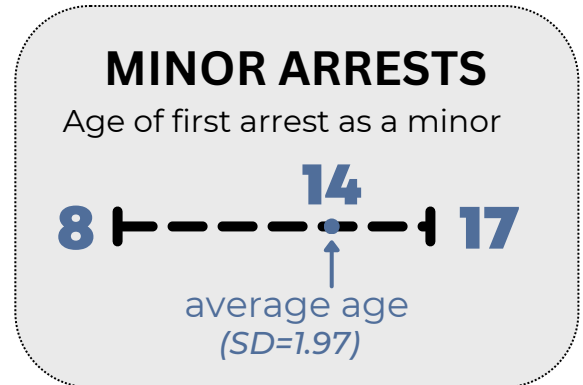
Count	#	%
2 - 5 times	185	13.0%
1 time	179	12.6%
6 - 10 times	65	4.6%
10+ times	59	4.1%

## Adult Incarceration (Jail or Prison)

Count	#	%
2 - 5 times	477	33.5%
1 time	297	20.9%
6 - 10 times	293	20.6%
10+ times	291	20.5%

## Total Time Spent Incarcerated (Jail or Prison)

Count	#	%
4 - 10 years	525	36.9%
1 - 3 years	354	24.9%
Over 10 years	312	21.9%
6 months - 1 year	99	7.0%
Less than 6 months	56	3.9%



**63.8%**

**(n=907) considered their arrests to be connected to survival behaviors such as:**

- **Poverty**
- **Abuse**
- **Homelessness**
- **Substance Abuse**
- **Trading Sex for Basic Needs**

*\*Some participants did not answer for individual lengths of incarceration\**

Reason for arrest:	#	%
Drugs	870	61.2%
Probation/parole violation	623	43.8%
Property crimes	334	23.5%
Violent offense	324	22.8%
Truancy/runaway as a minor	159	11.2%
Status offense	101	7.1%
Sex related crime	55	3.9%



**64.3%** (n=915) felt that their earlier experiences (such as poverty, abuse or lack of housing) contributed to your involvement with the justice system

## Positive Factors

---

Protective factors Before age 18	#	%
Had a supportive, loving family or friend group	683	48%
Experience a healthy, safe and permanent placeto live	637	44.8%
Enroll in school or tech program	564	39.7%
Steady employment	559	39.3%
Felt secure and safe standing up for yourself and protecting yourself	548	38.5%
Said no to using drugs and alcohol when offered	541	31.7%
Safe sex	446	31.4%
Said no when felt like they were being forced to have sex	416	29.3%
Part of a club or youth organization	386	27.1%
Volunteer in the community	307	21.6%
Aware of community resources	280	19.7%
Trusted relationship with law enforcement	214	15%

# Adverse Childhood Experiences (ACE) Survey

The ten items of the Adverse Childhood Experiences (ACE) survey measured exposure to childhood maltreatment (emotional, physical, and sexual abuse and neglect) and complex family circumstances (witnessing domestic violence, parental divorce, household substance use, household mental illness, and parental incarceration) prior to age 18. The responses included:

ACE Questions	#	%
Emotional Abuse	749	52.7%
Physical Abuse	647	45.5%
Sexual Abuse	680	47.8%
Emotional Neglect	718	50.5%
Physical Neglect	380	26.7%
Parents Separated/Divorced	957	67.3%
Saw DV in the Home Against Mother	511	35.9%
Lived with a Person Who Drank or Used Drugs	919	64.6%
Household Member with a Mental Illness	657	46.2%
Household Member went to Prison	522	36.7%

**A total of 885 (62.2%) had 4 or more 'yes' answers on the ACE survey.**

**Total ACE scores ranged from 0 to 10 (M = 4.88, SD = 2.96)**

**4**  
OR MORE  
ACEs

»»

**12x**  
MORE  
LIKELY

»»

- to attempt suicide
- to experience alcoholism
- to use illicit drugs
- to have 50 or more sexual partners
- to have a history of sexually transmitted infections

Before Age 18:	#	%
Negative contact with law enforcement	509	35.8%
Dating violence	503	35.4%
Involvement in the juvenile justice system	408	28.7%
Homelessness	401	28.2%
Academic difficulties	341	24.0%
Foster care/group home	275	19.3%
Residential treatment	210	14.8%

Runaway	626	44%
Expelled from school	442	31.1%
Special education services	345	24.3%
Gang affiliation	135	9.5%
Physical abuse	454	31.9%
Harassment by peers	242	17%
Emotional abuse	640	45%
Sexual abuse age 13-17	470	33.1%
Sexual abuse 12 and under	518	36.4%

## Release Plans

Participants were asked about their post-incarceration plans, and what that play may potentially look like upon release. This included potential stable housing and where their support system comes from. Sentencing lengths varied widely amongst participants, so while some had a plan in place for an upcoming release, others were still reviewing options for a later release date.

A total of

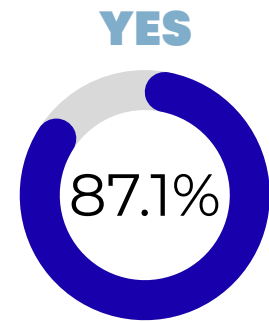
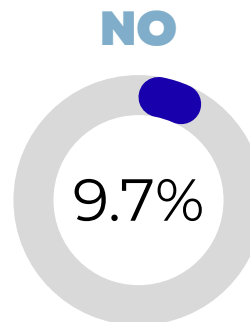
**90.2%** =

(n=1283) of participants responded yes with having a stable housing to go to once released from incarceration

Stable Housing once	#	%
Temporary/transitional Housing	325	22.9%
Sober living	211	14.8%
Recovery center/rehab	120	8.4%

Participants were asked if they had a support system to assist the when they are released:

Support System	#	%
Family	1,114	78.3%
Friends	697	49.0%
Probation program	265	18.6%
Sober living program	231	16.2%



# Inmate Profile:

## A profile of a female inmate at Perryville Prison developed from this study:

- Average age: **39 years**
- Caucasian: **48.3%** and POC: **47.4%**
- **More than a third (34.3%)** were Hispanic.
- 1/10 clients at Perryville are Native American: **10.7%**
- From Arizona: **53.5%**
- Have experienced homelessness: **65.9%**
- living on the street prior to their incarceration: **24.2%**
- Completed High School or received GED: **62.1%**
- Dropped out of school: **59.6%**
- Drug addiction: **71.8%**
- Drug use: **93%**
- More than 4 Adverse Childhood Experiences (average)
- Childhood emotional abuse: **52.7%**
- Childhood physical abuse: **45.5%**
- Childhood emotional neglect: **50.5%**
- Runaway: **44%**
- Kicked out of home due to poverty/family couldn't provide for them: **86.6%**
- Kicked out of home due to conflict with parents: **41.3%**
- Lived with a person with a substance use disorder: **64.6%**
- Parents separated or divorced: **67.3%**
- Witnessed domestic violence: **49.4%**
- Mental health disorder: **73.4%**
- History of Self-harm: **66.9%**
- Victim of sex trafficking: **51.9%**
- Compelled to exchange sex for something of value as a minor: **46.8%**
- Victim of domestic violence as an adult: **83.5%**
- Was also an abuser in a domestic violence relationship: **65%**
- History of sexual assault as an adult: **53.2%**
- Arrested as a minor: **43.7%**
- Age of first arrest: **14 years old** (average)
- Arrest reason: drug charge (**61.2%**)
- Probation and parole violation: **43.8%**
- Arrested for crimes connected to survival behavior: **63.8%**
- Have a stable housing to go to: **90.2%**
- Support systems for release: **87.1%**