

Classroom Activities Teacher's Guide

Enclosed in this packet are a series of resources to help your students break down the process of story writing.

Activity 1: Get Ready to Write!

Activity Objective:

This worksheet is intended to help your students start to form ideas for potential stories. The activity provides your students with a blank page to freely develop story ideas through text and illustration. Serving as a precursor to the Brainstorming sheet, this is a place for the child to draw or write topic ideas for their story.

Potential Prompt:


All stories start with an idea of the characters, places or events that will be in the story. You can draw/write any idea you have in this space and then we'll talk about how it might become a story.



Activity 2: Brainstorming

Activity Objective:

Even short stories are complex, and require students to work on a number of elements: characters, plot/story structure, climax/resolution, and setting. This worksheet is intended to help your students expand upon their story idea(s) to develop a strong story.




Activity 3: Revising

Activity Objective:

This worksheet is intended to help your students develop self-criticism skills so that they can refine and improve their stories. There are two versions of this worksheet, one with the questions and answers filled out and one with blank questions and answers for you to fill out based on the reading and writing skills of your students.

Potential Prompt:

How are you feeling about your stories? Do they hold your interest? One of the hardest things to do as a writer is to review and revise your stories. This is done by "critiquing" your story, which means evaluating all of the parts of your story to see if they are what you want. As you read through your stories, ask yourself the questions on the worksheet. If you don't think you can check off the boxes, think about how you can change, or revise, your story so that you can check off each of the boxes.



Activity 4: Illustrations

Activity Objective:

This worksheet is intended to help your students practice making thoughtful, engaging illustrations for their stories. On the worksheet are some examples of words that you can write into the boxes if you would like to provide the students with the words.

You can also allow your students to pick words or phrases from their own stories and have them draw corresponding images.

Potential Prompt:

Lots of books have both pictures and words. The pictures are important because they can show things that aren't in the words of the story, and they can add funny, happy, sad or scary feelings to the story. (You can show examples of books with illustrations and talk about elements and feelings). In this worksheet you will draw an illustration of the word or words in each box. When you do this, try to show something about the word that helps tell more. *For example, for the word "school" is it a red school? Is it a school in winter?* You can use a picture to tell more about the people, places and events in your story.



Supplementary Worksheet: Caption Writing

Activity Objective:

This supplementary worksheet is designed to help children think about the relationship of images and illustrations to text, or captions. The worksheet provides a few examples of pictures and captions. You can leave the rest of the worksheet blank for your students to draw pictures and write captions for that that picture or you can pre-populate some of the spaces with images to help your student relate current lessons to the story writing project.





WRITERS CONTEST

Get Ready to **WRITE!**



**If you could
write a story about
anything, what would
you write
about?**



pbskids.org/writerscontest

The PBS KIDS Writers Contest is produced by PBS and is based on the Reading Rainbow® Young Writers and Illustrators Contest, a concept developed by WNED.

The PBS KIDS wordmark and PBS KIDS Logo are registered trademarks of the Public Broadcasting Service. All rights reserved. • The Arthur television series is based on the Arthur Adventure books by Marc Brown, Arthur and other Marc Brown characters are ™ and © of Marc Brown, Television Series © 2014 WGBH. • WORDGIRL ™ & © Scholastic Inc. All Rights Reserved.



You'll end up with a
GREAT STORY!



A cartoon illustration of two superheroes. On the left, a small monkey superhero with a blue suit, red mask, and yellow lightning bolt emblem is crouching and touching its head. On the right, a girl superhero with brown hair, wearing an orange suit with a yellow star emblem and a yellow cape, stands with one hand on her chin in a thinking pose. A speech bubble from the girl contains the text 'You'll end up with a GREAT STORY!'. The background is a solid light green.

Write down or draw how you want the story to start, what happens during the story, and how will it end.

Middle

End



Main Character The person, animal or thing your story is about.

Create a list of different characters you want in your story and describe them.
(Spike the dog is fluffy, Aunt Sally always wears funny clothes.)

Character

Description

Setting Where your story takes place.

Create a list of different places (the zoo, the moon) and choose whether it's the past, present or future (last year, next Tuesday). Think about how the setting might affect your character (the snow made it cold).

Setting



Problem & Resolution

The challenge your character(s) face
and how they overcome it.

Create a list of problems (passing a math quiz, fighting an evil villain).
Then in a separate list create ways to solve the problem.
Choose your favorite scenarios and circle them.

Problem



Resolution



All that brainstorming
has paid off! You now
have a basic plan.
Turn the page over
and use the space
to start your story.

Have fun!

WQJN PBS

KIDS WRITERS CONTEST

Let the story writing begin!

The PBS KIDS wordmark and PBS KIDS Logo are registered trademarks of the Public Broadcasting Service. All rights reserved. • The Arthur television series is based on the Arthur Adventure books by Marc Brown. Arthur and other Marc Brown characters are TM and © of Marc Brown. Television Series © 2014 WGBH. • The Cat in The Hat Knows A Lot About That! TM & © 2014 Dr. Seuss Enterprises, L.P. All rights reserved. • Martha Speaks® and underlying artwork is a trademark & copyright of Susan Meddaugh and used under license. Television Series © 2014 WGBH Educational Foundation. • Wild Kratts™ © 2014 Kratt Brothers Company Ltd./9 Story Entertainment. All Rights Reserved. • WORDGIRL TM & © Scholastic Inc. All Rights Reserved.



Story running long?
Grab another sheet of paper!

The PBS KIDS Writers Contest is produced by PBS and is based on the Reading Rainbow® Young Writers and Illustrators Contest, a concept developed by WNED.

Story Revision Checklist

WQJN PBS

KIDS WRITERS CONTEST

Read your story out loud.
Then ask yourself each of these questions.
If the answer is yes, check it off on the checklist!



Does my story have a beginning, middle, and end?

☐

My story is organized!

Does my story answer my reader's questions
about what happened?

☐

My story is developed!

Does my story include enough information?

☐

My story is detailed!

Does my story use clear and specific words?

☐

My story has good vocabulary!

Do my sentences make sense when I read
them out loud?

☐

**My story has good
sentence structure!**

Did I check my story for correct spelling,
punctuation, and capitalization?


☐

My story is proofread!



Story Revision Checklist

WQJN PBS



Read your story out loud.
Then ask yourself each of these questions.
If the answer is yes, check it off on the checklist!

Does my story **have a beginning, middle and end?**
My story is **organized!**



Does my story _____
My story is _____



Does my story _____
My story is _____



Does my story _____
My story is _____



Does my story _____
My story is _____



Does my story _____
My story is _____



Draw This!

Draw a picture that illustrates the word "School" in the box below. Then, choose seven more words to write and illustrate in the remaining boxes. After you're done, explain to a classmate, teacher or parent what you drew and why.

WQJN PBS

KIDS WRITERS CONTEST

Happy



School

(Draw a picture here.)

(Write a word here.)

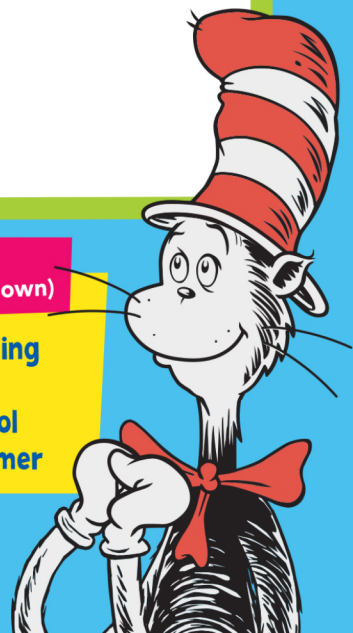
(Draw a picture here.)

Sample words:
(Use these or make up your own)

Bedtime	Reading
Birthday	Sad
Family	School
Playground	Summer


The PBS KIDS Writers Contest is produced by PBS and is based on the Reading Rainbow® Young Writers and Illustrators Contest, a concept developed by WNED.

The PBS KIDS wordmark and PBS KIDS Logo are registered trademarks of the Public Broadcasting Service. All rights reserved. • The Cat In The Hat Knows A Lot About That! TM & © 2014 Dr. Seuss Enterprises, L.P. All rights reserved. • WORDGIRL TM & © Scholastic Inc. All Rights Reserved.



Write This!

Write a caption for the picture below. Then either draw your own or cut and paste pictures into the empty boxes. Then write a caption for each picture.



It's a happy, sunny day!



(Write your own caption here.)



The PBS KIDS Writers Contest is produced by PBS and is based on the Reading Rainbow® Young Writers and Illustrators Contest, a concept developed by WNED.

The PBS KIDS wordmark and PBS KIDS Logo are registered trademarks of the Public Broadcasting Service. All rights reserved. • The Arthur television series is based on the Arthur Adventure books by Marc Brown, Arthur and other Marc Brown characters are ™ and © of Marc Brown, Television Series © 2014 WGBH.