




























Schedule A
KUAR-FM (1288)
Little Rock, AR

NFFS Excluded?

If you have an NFFS Exclusion, please click the "NFFS X" button, and enter your NFFS data.

Source of Income	2016 data	2017 data
1. Amounts provided directly by federal government agencies	\$0	\$0 
A. Grants for facilities and other capital purposes (PTFP and others)	\$0	\$0 
B. Department of Education	\$0	\$0 
C. Department of Health and Human Services	\$0	\$0 
D. National Endowment for the Arts and Humanities	\$0	\$0 
E. National Science Foundation	\$0	\$0 
F. Other Federal Funds (specify)	\$0	\$0 
2. Amounts provided by Public Broadcasting Entities	\$234,867	\$153,406 
A. CPB - Community Service Grants	\$134,397	\$116,925 
B. CPB - all other funds from CPB (e.g. DDF, RTL, Programming Grants)	\$100,470	\$36,481 
C. PBS - all payments except copyright royalties and other pass-through payments. See Guidelines for details.	\$0	\$0 
D. NPR - all payments except pass-through payments. See Guidelines for details.	\$0	\$0 
E. Public broadcasting stations - all payments	\$0	\$0 
F. Other PBE funds (specify)	\$0	\$0 
3. Local boards and departments of education or other local government or agency sources	\$0	\$0 
3.1 NFFS Eligible	\$0	\$0 
A. Program and production underwriting	\$0	\$0 
B. Grants and contributions other than underwriting	\$0	\$0 
C. Appropriations from the licensee	\$0	\$0 
D. Gifts and grants for facilities and equipment as restricted by the donor or received through a capital campaign (Radio only)	\$0	\$0 
E. Gifts and grants received through a capital campaign but not for facilities and equipment	\$0	\$0 
F. Other income eligible as NFFS (specify)	\$0	\$0 
3.2 NFFS Ineligible	\$0	\$0 
A. Rental income	\$0	\$0 
B. Fees for services	\$0	\$0 
C. Licensing fees (not royalties – see instructions for Line 15)	\$0	\$0 
D. Gifts and grants for facilities and equipment as restricted by the donor or received through a capital campaign (TV only)	\$0	\$0 

E. Other income ineligible for NFFS inclusion	\$0	\$0	
4. State boards and departments of education or other state government or agency sources	\$0	\$0	
4.1 NFFS Eligible	\$0	\$0	
A. Program and production underwriting	\$0	\$0	
B. Grants and contributions other than underwriting	\$0	\$0	
C. Appropriations from the licensee	\$0	\$0	
D. Gifts and grants for facilities and equipment as restricted by the donor or received through a capital campaign (Radio only)	\$0	\$0	
E. Gifts and grants received through a capital campaign but not for facilities and equipment	\$0	\$0	
F. Other income eligible as NFFS (specify)	\$0	\$0	
4.2 NFFS Ineligible	\$0	\$0	
A. Rental income	\$0	\$0	
B. Fees for services	\$0	\$0	
C. Licensing fees (not royalties – see instructions for Line 15)	\$0	\$0	
D. Gifts and grants for facilities and equipment as restricted by the donor or received through a capital campaign (TV only)	\$0	\$0	
E. Other income ineligible for NFFS inclusion	\$0	\$0	
5. State colleges and universities	\$221,220	\$183,661	
5.1 NFFS Eligible	\$221,220	\$183,661	
A. Program and production underwriting	\$0	\$0	
B. Grants and contributions other than underwriting	\$0	\$0	
C. Appropriations from the licensee	\$221,220	\$183,661	
D. Gifts and grants for facilities and equipment as restricted by the donor or received through a capital campaign (Radio only)	\$0	\$0	
E. Gifts and grants received through a capital campaign but not for facilities and equipment	\$0	\$0	
F. Other income eligible as NFFS (specify)	\$0	\$0	
5.2 NFFS Ineligible	\$0	\$0	
A. Rental income	\$0	\$0	
B. Fees for services	\$0	\$0	
C. Licensing fees (not royalties – see instructions for Line 15)	\$0	\$0	
D. Gifts and grants for facilities and equipment as restricted by the donor or received through a capital campaign (TV only)	\$0	\$0	
E. Other income ineligible for NFFS inclusion	\$0	\$0	
6. Other state-supported colleges and universities	\$0	\$0	

6.1 NFFS Eligible	\$0	\$0	
A. Program and production underwriting	\$0	\$0	
B. Grants and contributions other than underwriting	\$0	\$0	
C. Appropriations from the licensee	\$0	\$0	
D. Gifts and grants for facilities and equipment as restricted by the donor or received through a capital campaign (Radio only)	\$0	\$0	
E. Gifts and grants received through a capital campaign but not for facilities and equipment	\$0	\$0	
F. Other income eligible as NFFS (specify)	\$0	\$0	
6.2 NFFS Ineligible	\$0	\$0	
A. Rental income	\$0	\$0	
B. Fees for services	\$0	\$0	
C. Licensing fees (not royalties – see instructions for Line 15)	\$0	\$0	
D. Gifts and grants for facilities and equipment as restricted by the donor or received through a capital campaign (TV only)	\$0	\$0	
E. Other income ineligible for NFFS inclusion	\$0	\$0	
7. Private colleges and universities	\$0	\$0	
7.1 NFFS Eligible	\$0	\$0	
A. Program and production underwriting	\$0	\$0	
B. Grants and contributions other than underwriting	\$0	\$0	
C. Appropriations from the licensee	\$0	\$0	
D. Gifts and grants for facilities and equipment as restricted by the donor or received through a capital campaign (Radio only)	\$0	\$0	
E. Gifts and grants received through a capital campaign but not for facilities and equipment	\$0	\$0	
F. Other income eligible as NFFS (specify)	\$0	\$0	
7.2 NFFS Ineligible	\$0	\$0	
A. Rental income	\$0	\$0	
B. Fees for services	\$0	\$0	
C. Licensing fees (not royalties – see instructions for Line 15)	\$0	\$0	
D. Gifts and grants for facilities and equipment as restricted by the donor or received through a capital campaign (TV only)	\$0	\$0	
E. Other income ineligible for NFFS inclusion	\$0	\$0	
8. Foundations and nonprofit associations	\$0	\$0	
8.1 NFFS Eligible	\$0	\$0	
A. Program and production underwriting	\$0	\$0	
B. Grants and contributions other than underwriting	\$0	\$0	

C. Gifts and grants for facilities and equipment as restricted by the donor or received through a capital campaign (Radio only)	\$0	\$0	
D. Gifts and grants received through a capital campaign but not for facilities and equipment	\$0	\$0	
E. Other income eligible as NFFS (specify)	\$0	\$0	
8.2 NFFS Ineligible	\$0	\$0	
A. Rental income	\$0	\$0	
B. Fees for services	\$0	\$0	
C. Licensing fees (not royalties – see instructions for Line 15)	\$0	\$0	
D. Gifts and grants for facilities and equipment as restricted by the donor or received through a capital campaign (TV only)	\$0	\$0	
E. Other income ineligible for NFFS inclusion	\$0	\$0	
9. Business and Industry	\$323,149	\$277,802	
9.1 NFFS Eligible	\$323,149	\$277,802	
A. Program and production underwriting	\$323,149	\$277,802	
B. Grants and contributions other than underwriting	\$0	\$0	
C. Gifts and grants for facilities and equipment as restricted by the donor or received through a capital campaign (Radio only)	\$0	\$0	
D. Gifts and grants received through a capital campaign but not for facilities and equipment	\$0	\$0	
E. Other income eligible as NFFS (specify)	\$0	\$0	
9.2 NFFS Ineligible	\$0	\$0	
A. Rental income	\$0	\$0	
B. Fees for services	\$0	\$0	
C. Licensing fees (not royalties – see instructions for Line 15)	\$0	\$0	
D. Gifts and grants for facilities and equipment as restricted by the donor or received through a capital campaign (TV only)	\$0	\$0	
E. Other income ineligible for NFFS inclusion	\$0	\$0	
10. Memberships and subscriptions (net of membership bad debt expense)	\$0	\$0	
10.1 NFFS Exclusion – Fair market value of premiums that are not of insubstantial value	\$0	\$0	
10.2 NFFS Exclusion – All bad debt expenses from NFFS eligible revenues including but not limited to pledges, underwriting, and membership (unless netted elsewhere in Schedule A)	\$0	\$0	
10.3 Total number of contributors.	2016 data 0	2017 data 0	
11. Revenue from Friends groups less any revenue included on line 10	\$368,008	\$409,138	
11.1 Total number of Friends contributors.	2016 data 2,476	2017 data 2,315	

12. Subsidiaries and other activities unrelated to public broadcasting (See instructions)	\$0	\$0	
A. Nonprofit subsidiaries involved in telecommunications activities	\$0	\$0	
B. NFFS Ineligible – Nonprofit subsidiaries not involved in telecommunications activities	\$0	\$0	
C. NFFS Ineligible – For-profit subsidiaries regardless of the nature of its activities	\$0	\$0	
D. NFFS Ineligible – Other activities unrelated to public broadcasting	\$0	\$0	

Form of Revenue

	2016 data	2017 data	
13. Auction revenue (see instructions for Line 13)	\$0	\$0	
A. Gross auction revenue	\$0	\$0	
B. Direct auction expenses	\$0	\$0	
14. Special fundraising activities (see instructions for Line 14)	\$0	\$0	
A. Gross special fundraising revenues	\$0	\$0	
B. Direct special fundraising expenses	\$0	\$0	
15. Passive income	\$3,425	\$0	
A. Interest and dividends (other than on endowment funds)	\$3,425	\$0	
B. Royalties	\$0	\$0	
C. PBS or NPR pass-through copyright royalties	\$0	\$0	
16. Gains and losses on investments, charitable trusts and gift annuities and sale of other assets (other than endowment funds)	\$-461	\$674	
A. Gains from sales of property and equipment (do not report losses)	\$0	\$0	
B. Realized gains/losses on investments (other than endowment funds)	\$0	\$0	
C. Unrealized gains/losses on investments and actuarial gains/losses on charitable trusts and gift annuities (other than endowment funds)	\$-461	\$674	
17. Endowment revenue	\$-9,467	\$43,313	
A. Contributions to endowment principal	\$0	\$0	
B. Interest and dividends on endowment funds	\$0	\$3,072	
C. Realized net investment gains and losses on endowment funds (if this is a negative amount, add a hyphen, e.g., "-1,765")	\$0	\$0	
D. Unrealized net investment gains and losses on endowment funds (if this is a negative amount, add a hyphen, e.g., "-1,765")	\$-9,467	\$40,241	
18. Capital fund contributions from individuals (see instructions)	\$0	\$12,000	
A. Facilities and equipment (except funds received from federal or public broadcasting sources)	\$0	\$12,000	
B. Other	\$0	\$0	
19. Gifts and bequests from major individual donors	\$181,043	\$64,148	
	2016 data	2017 data	
19.1 Total number of major individual donors	42	32	

20. Other Direct Revenue	\$1,035	\$0	
Line 21. Proceeds from spectrum auction, interest earned on these funds, channel sharing revenues, and spectrum leases (TV only)	\$	\$0	
A. Proceeds from sale in spectrum auction (TV only)	\$	\$0	
B. Interest earned on proceeds from sale in spectrum auction (TV only)	\$	\$0	
C. Payments from spectrum auction speculators (TV only)	\$	\$0	
D. Channel sharing and spectrum leases revenues (TV only)	\$	\$0	
22. Total Revenue (Sum of lines 1 through 12, 13.A, 14.A, and 15 through 21)	\$1,322,819	\$1,144,142	

[Click here to view all NFFS Eligible revenue on Lines 3 through 9.](#)


[Click here to view all NFFS Ineligible revenue on Lines 3 through 9.](#)

Adjustments to Revenue

	2016 data	2017 data	
23. Federal revenue from line 1.	\$0	\$0	
24. Public broadcasting revenue from line 2.	\$234,867	\$153,406	
25. Capital funds exclusion—TV (3.2D, 4.2D, 5.2D, 6.2D, 7.2D, 8.2D, 9.2D, 18A)	\$0	\$0	
26. Revenue on line 20 not meeting the source, form, purpose, or recipient criteria	\$0	\$0	
27. Other automatic subtractions from total revenue	\$-9,928	\$40,915	
A. Auction expenses – limited to the lesser of lines 13a or 13b	\$0	\$0	
B. Special fundraising event expenses – limited to the lesser of lines 14a or 14b	\$0	\$0	
C. Gains from sales of property and equipment – line 16a	\$0	\$0	
D. Realized gains/losses on investments (other than endowment funds) – line 16b	\$0	\$0	
E. Unrealized investment and actuarial gains/losses (other than endowment funds) – line 16c	\$-461	\$674	
F. Realized and unrealized net investment gains/losses on endowment funds – line 17c, line 17d	\$-9,467	\$40,241	
G. Rental income (3.2A, 4.2A, 5.2A, 6.2A, 7.2A, 8.2A, 9.2A)	\$0	\$0	
H. Fees for services (3.2B, 4.2B, 5.2B, 6.2B, 7.2B, 8.2B, 9.2B)	\$0	\$0	
I. Licensing Fees (3.2C, 4.2C, 5.2C, 6.2C, 7.2C, 8.2C, 9.2C)	\$0	\$0	
J. Other revenue ineligible as NFFS (3.2E, 4.2E, 5.2E, 6.2E, 7.2E, 8.2E, 9.2E)	\$0	\$0	
K. FMV of high-end premiums (Line 10.1)	\$0	\$0	
L. All bad debt expenses from NFFS eligible revenues including but not limited to pledges, underwriting, and membership (Line 10.2)	\$0	\$0	
M. Revenue from subsidiaries and other activities ineligible as NFFS (12.B, 12.C, 12.D)	\$0	\$0	
N. Proceeds from spectrum auction, interest earned on these funds, channel sharing revenues, and spectrum leases from line 21 (TV only)	\$	\$0	

28. **Total Direct Nonfederal Financial Support** (Line 22 less Lines 23 through 27). (Forwards to line 1 of the Summary of Nonfederal Financial Support)

















\$1,097,880

\$949,821 

Comments














Comment	Name	Date	Status
---------	------	------	--------

Schedule B WorkSheet
KUAR-FM (1288)
Little Rock, AR

	2016	2017	
1. Determine Station net direct expenses			
1a. Total station operating expenses and capital outlays (forwards from line 10 of Schedule E)	\$1,308,969	\$1,578,851	
Deductions (lines 1b.1. through 1b.7.):	\$0	\$89,813	
1b.1. Capital outlays (from Schedule E, line 9 total)			
1b.2. Depreciation	\$49,960	\$51,150	
1b.3. Amortization	\$0	\$0	
1b.4. In-kind contributions (services and other assets)	\$0	\$0	
1b.5. Indirect administrative support (see Guidelines for instructions)	\$84,800	\$103,523	
1b.6. Donated property and equipment (if not included on line 1b.1)	\$0	\$0	
1b.7. Other	\$0	\$0	
1b.8. Total deductions	\$134,760	\$244,486	
1c. Station net direct expenses	\$1,174,209	\$1,334,365	
2. Institutional support rate calculation (Note: Choose one method only - either 2a or 2b)			
2a. Net direct expense method			
2a.1. Station net direct Expenses (forwards from line 1)	\$1,174,209	\$1,334,365	
2a.2. Licensee net direct activities	\$145,391,230	\$147,816,731	
2a.3. Percentage of allocation (2a.1 divided by 2a.2) (forward to line 2c.5 below)	%0.80762	%0.902716	
2b. Salaries and wages method			
2b.1. Station salaries and wages	\$0	\$0	
2b.2. Licensee salaries and wages for direct activities	\$0	\$0	
2b.3. Percentage of allocation (2b.1 divided by 2b.2) (forward to line 2c.5 below)	%0	%0	
2c. Institutional support calculation			

2016

2017

+	2c.1. Choose applicable cost groups that benefit the station 		
	<input checked="" type="checkbox"/> Budget and Analysis		
	<input checked="" type="checkbox"/> Campus Mail Service		
	<input checked="" type="checkbox"/> Computer Operations		
	<input checked="" type="checkbox"/> Financial Operations		
	<input checked="" type="checkbox"/> Human Resources		
	<input type="checkbox"/> Insurance		
	<input checked="" type="checkbox"/> Internal Audit		
	<input checked="" type="checkbox"/> Legal		
	<input checked="" type="checkbox"/> Payroll		
	<input checked="" type="checkbox"/> President's Office		
	<input checked="" type="checkbox"/> Purchasing		
	<input type="checkbox"/> Other		
	<input type="checkbox"/> Not Applicable		
	2c.2. Costs per licensee financial statements	\$6,630,237	\$8,399,215 
	2c.3. LESS: Cost groups that do not benefit the operations of the public broadcast station	\$0	\$0 
	2c.4. Costs benefiting station operations	\$6,630,237	\$8,399,215 
	2c.5. Percentage of allocation (from line 2a.3 or 2b.3)	%.80762	%.902716 
	2c.6. Total institutional costs benefiting station operations	\$53,547	\$75,821 
	3. Physical plant support rate calculation		
	3a. Net square footage occupied by station	6,225	6,225 
	3b. Licensee's net assignable square footage	2,990,375	2,990,375 
	3c. Percentage of allocation (3a divided by 3b) (forward to line 3d.5 below)	%.208168	%.208168 
+	3d.1. Choose applicable cost groups that benefit the station		
	<input checked="" type="checkbox"/> Building Maintenance		
	<input checked="" type="checkbox"/> Custodial Services		
	<input checked="" type="checkbox"/> Director of Operations		
	<input type="checkbox"/> Elevator Maintenance		
	<input checked="" type="checkbox"/> Grounds and Landscaping		
	<input type="checkbox"/> Motor Pool		
	<input checked="" type="checkbox"/> Refuse Disposal		
	<input checked="" type="checkbox"/> Roof Maintenance		
	<input checked="" type="checkbox"/> Utilities		
	<input checked="" type="checkbox"/> Security Services		
	<input checked="" type="checkbox"/> Facilities Planning		
	<input type="checkbox"/> Other		
	<input type="checkbox"/> Not Applicable		
	3d.2. Costs per licensee financial statements	\$7,990,289	\$6,283,836 
	3d.3. LESS: Cost groups that do not benefit the operations of the public broadcast station	\$0	\$0 
	3d.4. Costs benefiting station operations	\$7,990,289	\$6,283,836 
	3d.5. Percentage of allocation (from line 3c.)	%.208168	%.208168 

	2016	2017
3d.6. Total physical plant support costs benefiting station operations	\$16,633	\$13,080
4. Total costs benefiting station operations (forwards to line1 on tab3)	\$70,180	\$88,901

Comments

Comment	Name	Date	Status
---------	------	------	--------

Occupancy List
 KUAR-FM (1288)
 Little Rock, AR

Type of Occupancy	Location	Value
Building	University Pl	14,620

Annual Value Computations for buildings and tower facilities

Questions	Value
1. Record building at original cost or at fair market value at the time the station took possession (use fair value only if original cost is unknown)	\$ 5400000
2. Total original cost of major improvements	\$ 3200000
3. Subtract federal and CPB funds used in construction or improvements	\$ 0
4. Total non federal value of building/improvements	\$ 8600000
5. Enter year constructed or acquired	year 2005
6. Estimated useful life of building/improvements from date of acquisition or construction	years 20
7. Remaining useful life of building (includes current reporting year) - if remaining useful life is zero, do not continue this computation	years 8
8. Annual value (line 4 divided by line 6)	\$ 430000
9. Station's prorata use of building	% 3.4
10. Annual prorated value (product of lines 8 and 9)	\$ 14620
11. Payments made to building as a part of the lease or rental agreement	\$ 0
12. Payments recieved from others as a part of a sublease or rental agreement	\$ 0
13. Annual value for NFFS purposes (line 10 less lines 11 and 12)	\$ 14620































Schedule B Totals
 KUAR-FM (1288)
 Little Rock, AR

	2016 data	2017 data
1. Total support activity benefiting station	\$70,180	\$88,901
2. Occupancy value	14,620	\$14,620
3. Deductions: Fees paid to the licensee for overhead recovery, assessment, etc.	\$0	\$0
4. Deductions: Support shown on lines 1 and 2 in excess of revenue reported in financial statements.	\$0	\$0
5. Total Indirect Administrative Support (Forwards to Line 2 of the Summary of Nonfederal Financial Support)	\$84,800	\$103,521
6. Please enter an institutional type code for your licensee.	SU	SU

Comments

Comment	Name	Date	Status
---------	------	------	--------

Schedule C
KUAR-FM (1288)
Little Rock, AR

	2016 data	Donor Code	2017 data
1. PROFESSIONAL SERVICES (must be eligible as NFFS)	\$		\$0 
A. Legal	\$		\$0 
B. Accounting and/or auditing	\$		\$0 
C. Engineering	\$		\$0 
D. Other professionals (see specific line item instructions in Guidelines before completing)	\$		\$0 
2. GENERAL OPERATIONAL SERVICES (must be eligible as NFFS)	\$		\$0 
A. Annual rental value of space (studios, offices, or tower facilities)	\$		\$0 
B. Annual value of land used for locating a station-owned transmission tower	\$		\$0 
C. Station operating expenses	\$		\$0 
D. Other (see specific line item instructions in Guidelines before completing)	\$		\$0 
3. OTHER SERVICES (must be eligible as NFFS)	\$		\$0 
A. ITV or educational radio	\$		\$0 
B. State public broadcasting agencies (APBC, FL-DOE, eTech Ohio)	\$		\$0 
C. Local advertising	\$		\$0 
D. National advertising	\$		\$0 
4. Total in-kind contributions - services and other assets eligible as NFFS (sum of lines 1 through 3), forwards to Line 3a. of the Summary of Nonfederal Financial Support	\$		\$0 
5. IN-KIND CONTRIBUTIONS INELIGIBLE AS NFFS	\$		\$0 
A. Compact discs, records, tapes and cassettes	\$		\$0 
B. Exchange transactions	\$		\$0 
C. Federal or public broadcasting sources	\$		\$0 
D. Fundraising related activities	\$		\$0 
E. ITV or educational radio outside the allowable scope of approved activities	\$		\$0 
F. Local productions	\$		\$0 
G. Program supplements	\$		\$0 
H. Programs that are nationally distributed	\$		\$0 
I. Promotional items	\$		\$0 
J. Regional organization allocations of program services	\$		\$0 
K. State PB agency allocations other than those allowed on line 3(b)	\$		\$0 
L. Services that would not need to be purchased if not donated	\$		\$0 
M. Other	\$		\$0 

	2016 data	Donor Code	2017 data
6. Total in-kind contributions - services and other assets (line 4 plus line 5), forwards to Schedule F, line 1c. Must agree with in-kind contributions recognized as revenue in the AFS.	\$		\$0

Comments

Comment	Name	Date	Status
---------	------	------	--------

Schedule D
KUAR-FM (1288)
Little Rock, AR

	2016 data	Donor Code	2017 data
1. Land (must be eligible as NFFS)	\$		\$0
2. Building (must be eligible as NFFS)	\$		\$0
3. Equipment (must be eligible as NFFS)	\$		\$0
4. Vehicle(s) (must be eligible as NFFS)	\$		\$0
5. Other (specify) (must be eligible as NFFS)	\$		\$0
6. Total in-kind contributions - property and equipment eligible as NFFS (sum of lines 1 through 5), forwards to Line 3b. of the Summary of Nonfederal Financial Support	\$		\$0
7. IN-KIND CONTRIBUTIONS INELIGIBLE AS NFFS	\$		\$0
a) Exchange transactions	\$		\$0
b) Federal or public broadcasting sources	\$		\$0
c) TV only—property and equipment that includes new facilities (land and structures), expansion of existing facilities and acquisition of new equipment	\$		\$0
d) Other (specify)	\$		\$0
8. Total in-kind contributions - property and equipment (line 6 plus line 7), forwards to Schedule F, line 1d. Must agree with in-kind contributions recognized as revenue in the AFS.	\$		\$0

Comments

Comment	Name	Date	Status
---------	------	------	--------

Schedule E
KUAR-FM (1288)
Little Rock, AR

EXPENSES
 (Operating and non-operating)

PROGRAM SERVICES		2016 data	2017 data
+	1. Programming and production	\$622,977	\$673,629
	A. Restricted Radio CSG	\$34,850	\$30,483
	B. Unrestricted Radio CSG	\$99,547	\$86,442
	C. Other CPB Funds	\$6,068	\$63,053
	D. All non-CPB Funds	\$482,512	\$493,651
+	2. Broadcasting and engineering	\$154,803	\$159,194
	A. Restricted Radio CSG	\$0	\$0
	B. Unrestricted Radio CSG	\$0	\$0
	C. Other CPB Funds	\$0	\$0

PROGRAM SERVICES		2016 data	2017 data
	D. All non-CPB Funds	\$154,803	\$159,194 
+	3. Program information and promotion	\$39,626	\$51,983 
	A. Restricted Radio CSG	\$0	\$0 
	B. Unrestricted Radio CSG	\$0	\$0 
	C. Other CPB Funds	\$0	\$0 
	D. All non-CPB Funds	\$39,626	\$51,983 
SUPPORT SERVICES		2016 data	2017 data
+	4. Management and general	\$361,873	\$495,162 
	A. Restricted Radio CSG	\$0	\$0 
	B. Unrestricted Radio CSG	\$0	\$0 
	C. Other CPB Funds	\$0	\$20,926 
	D. All non-CPB Funds	\$361,873	\$474,236 
+	5. Fund raising and membership development	\$129,690	\$109,070 
	A. Restricted Radio CSG	\$0	\$0 
	B. Unrestricted Radio CSG	\$0	\$0 
	C. Other CPB Funds	\$0	\$21,095 
	D. All non-CPB Funds	\$129,690	\$87,975 
+	6. Underwriting and grant solicitation	\$0	\$0 
	A. Restricted Radio CSG	\$0	\$0 
	B. Unrestricted Radio CSG	\$0	\$0 
	C. Other CPB Funds	\$0	\$0 
	D. All non-CPB Funds	\$0	\$0 
+	7. Depreciation and amortization (if not allocated to functional categories in lines 1 through 6)	\$0	\$0 
	A. Restricted Radio CSG	\$0	\$0 
	B. Unrestricted Radio CSG	\$0	\$0 
	C. Other CPB Funds	\$0	\$0 
	D. All non-CPB Funds	\$0	\$0 
+	8. Total Expenses (sum of lines 1 to 7) must agree with audited financial statements	\$1,308,969	\$1,489,038 
	A. Total Restricted Radio CSG (sum of Lines 1.A, 2.A, 3.A, 4.A, 5.A, 6.A, 7.A)	\$34,850	\$30,483 
	B. Total Unrestricted Radio CSG (sum of Lines 1.B, 2.B, 3.B, 4.B, 5.B, 6.B, 7.B)	\$99,547	\$86,442 
	C. Total Other CPB Funds (sum of Lines 1.C, 2.C, 3.C, 4.C, 5.C, 6.C, 7.C)	\$6,068	\$105,074 
	D. Total All non-CPB Funds (sum of Lines 1.D, 2.D, 3.D, 4.D, 5.D, 6.D, 7.D)	\$1,168,504	\$1,267,039 

INVESTMENT IN CAPITAL ASSETS

Cost of capital assets purchased or donated

	2016 data	2017 data
9. Total capital assets purchased or donated	\$0	\$89,813
9a. Land and buildings	\$0	\$0
9b. Equipment	\$0	\$89,813
9c. All other	\$0	\$0
10. Total expenses and investment in capital assets (Sum of lines 8 and 9)	\$1,308,969	\$1,578,851

Additional Information
(Lines 11 + 12 must equal line 8 and Lines 13 + 14 must equal line 9)

	2016 data	2017 data
11. Total expenses (direct only)	\$1,224,169	\$1,385,515
12. Total expenses (indirect and in-kind)	\$84,800	\$103,523
13. Investment in capital assets (direct only)	\$0	\$0
14. Investment in capital assets (indirect and in-kind)	\$0	\$89,813

Comments

Comment	Name	Date	Status
---------	------	------	--------

Schedule F
KUAR-FM (1288)
Little Rock, AR

	2017 data
1. Data from AFR	
a. Schedule A, Line 22	\$1,144,142
b. Schedule B, Line 5	\$103,521
c. Schedule C, Line 6	\$0
d. Schedule D, Line 8	\$0
e. Total from AFR	\$1,247,663

Choose Reporting Model

You **must** choose one of the three reporting models in order to complete Schedule F. After making your selection, click the "Choose" button below, which will display your reporting model. When changing to a different reporting model all data entered in the current reporting model will be lost.

- FASB
 GASB Model A proprietary enterprise-fund financial statements with business-type activities only
 GASB Model B public broadcasting entity-wide statements with mixed governmental and business-type activities

	2017 data
2. GASB Model A proprietary enterprise-fund financial statements with business-type activities only	
a. Operating revenues	\$916,494
b. Non-operating revenues	\$43,987
c. Other revenue	\$287,184
d. Captital grants, gifts and appropriations (if not included above)	\$0
e. Total From AFS, lines 2a-2d	\$1,247,665

Reconciliation

	2017 data
3. Difference (line 1 minus line 2)	\$-2
4. If the amount on line 3 is not equal to \$0,	

\$ - 2

click the "Add" button and list the reconciling items.

Description	Amount
Rounding	\$ - 2

Comments

Comment	Name	Date	Status
---------	------	------	--------